



BUDGET  
FOR THE  
FISCAL YEAR  
2019

TERRY SIMPSON  
*County Judge*

NINA G. TREVINO  
RICK OTT

ALMA V. MORENO  
HOWARD J. GILLESPIE

*County Commissioners*

## Statement of Tax Increase

This budget will raise more revenue from property taxes than last year's budget by an amount of \$428,341, which is a 1.24 percent increase from last year's budget. The property tax revenue to be raised from new property added to the tax roll this year is \$1,472,480.

**Record Vote:**

Members Voting For: Simpson, Trevino, Ott, Moreno, Gillespie

Members Voting Against: N/A

<b>San Patricio County Property Tax Rates</b>	TAX RATES BUDGET 2018	TAX RATES BUDGET 2019
<u>Operating Funds</u>		
Road & Bridge Special	\$ 0.047803	\$ 0.047803
General	<u>0.428129</u>	<u>0.419478</u>
Maintenance & Operations Rate	<u>0.475932</u>	<u>0.467281</u>
<u>Debt Service Funds</u>		
Qualified Energy Conservation Bonds, 2016	0.003409	0.003004
Certificates of Obligation, Series 2016	0.009783	0.009450
Certificates of Obligation, Series 2017	0.010042	0.009697
GO Refunding Bonds, 2015	0.017158	0.016570
State Infrastructure Bank Loan	<u>0.000000</u>	<u>0.010322</u>
Total Debt Rate	<u>0.040392</u>	<u>0.049043</u>
Total County Property Tax Rate	<u>\$ 0.516324</u>	<u>\$ 0.516324</u>
Effective Tax Rate	\$ 0.556963	\$ 0.545806
Effective Maintenance and Operations Tax Rate	0.524199	0.500435
Debt Tax Rate	0.040392	0.049043
Rollback Tax Rate	0.606526	0.589513
Debt Obligation	\$ 44,902,137	\$ 46,996,352

ORDER ADOPTING ELECTED OFFICIALS' SALARIES, COMPENSATION

AND ALLOWANCES FOR FISCAL YEAR 2019

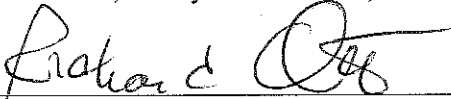
On this, the 10th day of September, 2018, at a regularly scheduled meeting of the San Patricio County Commissioners Court, came on to be considered the Elected Officials' Salaries, Compensation, and Allowances for the period beginning January 1, 2019, and ending December 31, 2019, and it appearing that public notice has been given in accordance with law, and notice has been given to each official and the opportunity for grievance in accordance with law, it is ordered by the Court that the said Salaries, Compensation, and Allowances be, and it is hereby, approved and adopted as presented in the attachment. It is further ordered by the Court that any pending legislation affecting such Salaries, Compensation, and Allowances be incorporated.




Terry Simpson, County Judge




Nina G. Trevino, County Commissioner, Pct #1



Richard Ott, County Commissioner, Pct #2



Alma V. Moreno, County Commissioner, Pct #3



Howard Gillespie, County Commissioner, Pct #4

**San Patricio County, Texas**  
**Proposed Increase to**  
**Compensation, Expenses, and Allowance for Elected Officials**

Office	Proposed Annual Salary 2019	Actual Annual Salary 2018	Proposed Increase	Annual Cellphone Allowance 2019	Annual Cellphone Allowance 2018	Annual Cellphone Allowance Increase
County Judge	84,916	82,443	2,473	1,200	1,200	-
County Judge - State Salary Supplement (1) (2)	25,200	25,200	-	-	-	-
County Judge - Juvenile Board Supplement (2)	6,900	6,900	-	-	-	-
County Commissioner Pct. #1	69,704	67,674	2,030	1,200	1,200	-
County Commissioner Pct. #2	69,704	67,674	2,030	1,200	1,200	-
County Commissioner Pct. #3	69,704	67,674	2,030	1,200	1,200	-
County Commissioner Pct. #4	69,704	67,674	2,030	1,200	1,200	-
County Court-at-Law Judge	66,100	66,100	-	780	780	-
County Court-at-Law Judge - State Salary Supplement (1) (2)	84,000	84,000	-	-	-	-
County Court-at-Law Judge - Juvenile Board Supplement (2)	6,900	6,900	-	-	-	-
County Clerk	69,704	67,674	2,030	780	780	-
District Clerk	69,704	67,674	2,030	780	780	-
County Attorney	82,042	82,042	-	780	780	-
County Attorney - State Salary Supplement (2)	57,958	57,958	-	-	-	-
County Treasurer	69,704	67,674	2,030	780	780	-
Tax Assessor-Collector	69,704	67,674	2,030	780	780	-
Sheriff	85,574	83,082	2,492	1,200	1,200	-
Justice of the Peace #1	55,400	53,786	1,614	780	780	-
Justice of the Peace #2	53,820	52,252	1,568	780	780	-
Justice of the Peace #4	53,820	52,252	1,568	780	780	-
Justice of the Peace #5	53,820	52,252	1,568	780	780	-
Justice of the Peace #6	53,820	52,252	1,568	780	780	-
Justice of the Peace #8	53,820	52,252	1,568	780	780	-
Constable #1	44,081	42,797	1,284	780	780	-
Constable #2	43,669	42,397	1,272	780	780	-
Constable #4	43,669	42,397	1,272	780	780	-
Constable #5	43,669	42,397	1,272	780	780	-
Constable #6	43,669	42,397	1,272	780	780	-
Constable #8	43,669	42,397	1,272	780	780	-
District Judge - Juvenile Board Supplement (2)	6,900	6,900	-	-	-	-
District Judge - Juvenile Board Supplement (2)	6,900	6,900	-	-	-	-
District Judge - Juvenile Board Supplement (2)	6,900	6,900	-	-	-	-
District Attorney State Supplement (2)	3,640	3,640	-	-	-	-
District Attorney Supplement (2)	6,900	6,900	-	780	780	-

In addition to the salary and cellphone allowance listed above, the officials are to receive monthly longevity pay and reimbursement for travel expenses. Officials receive longevity pay in the amount of \$3.00 per month for each year of service with a maximum credit of 20 years. Officials receive reimbursement for mileage at the federal standard mileage rate and receive reimbursement for other travel expenses such as meals at the federal per diem rate and lodging as established by Commissioners Court policy.

A copy of the proposed budget has been filed with the County Clerk's office and is available on the County's website for review by the public.

(1) A portion of this supplement is to be paid from state funds. Any amount received from the State, which could be more or less than the salary supplement, is to be paid from fees and costs collected and remitted to the State, then distributed to the County.


(2) Supplements subject to legislative change and statutory requirements. Supplements do not qualify for longevity pay.

ORDER ADOPTING BUDGET FOR FISCAL YEAR 2019

On this, the 10th day of September, 2018, at a regularly scheduled meeting of the San Patricio County Commissioners Court, came on to be considered the Budget for estimated revenues and proposed County expenditures for the period beginning January 1, 2019, and ending December 31, 2019, and it appearing to the Court that said Budget is in accordance with law, and has been duly prepared by the County Judge, assisted by the County Auditor, on a modified accrual basis consistent with generally accepted accounting principles, and duly filed for inspection; that notice has been given in accordance with law for public hearing on the adoption of said Budget; and the said Budget having been duly considered by the Court inclusive of modifications agreed to in court September 10, 2018, on motion made, seconded, and carried by a majority of the Commissioners Court, it is ordered by the Court that the said Budget be, and it is hereby, approved and adopted. It is further ordered by the Court that the legal level of control for each legally adopted annual operating budget is the fund, and that amounts shown for individual items included in such totals be considered supplementary information.




Terry Simpson, County Judge



Nina G. Trevino, County Commissioner, Pct #1



Richard Ott, County Commissioner, Pct #2



Alma V. Moreno, County Commissioner, Pct #3



Howard Gillespie, County Commissioner, Pct #4

ORDER ADOPTING 2018 PROPERTY TAX RATE FOR FISCAL YEAR 2019

On this, the 10th day of September, 2018, at a regularly scheduled meeting of the San Patricio County Commissioners Court, came on to be considered the adoption of an Ad Valorem Tax Rate for the fiscal year beginning January 1, 2019, and ending December 31, 2019, and it appearing to the Court that a Budget for said fiscal year has been adopted; that appropriate notice has been given in accordance with law for adoption of a tax rate, and the said Tax Rate having been duly considered by the Court in court September 10, 2018 on motion made, seconded, and carried by a majority of the Commissioners Court, it is hereby ordered that the Court levies a tax of \$0.516324 per each \$100 assessed valuation on all taxable property in the County, as more fully described below; that the San Patricio County Tax Assessor-Collector is hereby authorized to assess and collect the taxes as such:

MAINTENANCE AND OPERATIONS TAX RATE


General Fund Maintenance & Operations Tax Rate	\$ 0.419478	
Road and Bridge Special Maintenance & Operations Tax Rate	<u>0.047803</u>	
Total Maintenance & Operations Tax Rate		\$ 0.467281


DEBT SERVICE TAX RATE

Debt Service Tax Rate	<u>\$ 0.049043</u>	
Total Debt Service Tax Rate		\$ 0.049043

Total Ad Valorem Tax Rate		\$ 0.516324
---------------------------	--	-------------


Court Members voting For: Simpson, Trevino, Ott, Moreno, Gillespie  
Court Members voting Against: \_\_\_\_\_

  
Terry Simpson, County Judge

  
Nina G. Trevino, County Commissioner, Pct #1

  
Richard Ott, County Commissioner, Pct #2

  
Alma V. Moreno, County Commissioner, Pct #3

  
Howard Gillespie, County Commissioner, Pct #4

ORDER RATIFYING PROPERTY TAX INCREASE FOR FISCAL YEAR 2019

On this, the 10th day of September, 2018, at a regularly scheduled meeting of the San Patricio County Commissioners Court, came on to be considered the property tax increase reflected in the duly adopted budget for the fiscal year beginning January 1, 2019, and ending December 31, 2019. Having been duly considered by the Court on September 10, 2018; on motion made, seconded, and carried by a majority of the Commissioners Court, it is hereby ordered that the Court ratifies the property tax increase reflected in the budget.

  
\_\_\_\_\_  
Terry Simpson, County Judge

  
\_\_\_\_\_  
Nina G. Trevino, County Commissioner, Pct #1

  
\_\_\_\_\_  
Richard Ott, County Commissioner, Pct #2

  
\_\_\_\_\_  
Alma V. Moreno, County Commissioner, Pct #3

  
\_\_\_\_\_  
Howard Gillespie, County Commissioner, Pct #4

## San Patricio County, Texas Budget 2019

Computation of Estimated Current		Constable #6	49
Ad Valorem Tax Collections	1	Constable #8	50
Distribution of Estimated Tax Collections	2	County Sheriff	51
Tax Rate by Funds	3	Highway Patrol, PSAP Coordinator/E911	52
<b>General Fund</b>	5	Corrections	53
County Judge	8	Juvenile Detention Center	54
County Clerk	9	Adult/Juvenile Probation, Citizens	
Veteran's Service	10	Collection Stations	55
Emergency Management, Emergency Response	11	Health Department, Regional Health	
Printing Department	12	Awareness Board	56
Personnel Department	13	Environmental Health	57
Records Management	14	Animal Control, Mental Health	58
Personnel Safety	15	Indigent Health Care, Human Services,	
Information Services	16	Community Action Agency	59
ADA Coordinator, Non-Departmental	17	County Library	60
County Court	18	County Parks	61
County Court-at-Law Judge	19	County Fairgrounds	62
District Court	20	Agricultural Extension Service,	
District Clerk	21	Environmental Conservation	63
District Attorney	22	Economic Development, Operating Transfers Out	64
Justice of the Peace #1	23	<b>Special Revenue Funds</b>	
Justice of the Peace #2	24	Road and Bridge Pct. #1	66
Justice of the Peace #4	25	Road and Bridge Pct. #2	70
Justice of the Peace #5	26	Road and Bridge Pct. #3	74
Justice of the Peace #6	27	Road and Bridge Pct. #4	78
Justice of the Peace #8, Judiciary Support	28	Indigent Health Care	82
County Attorney, Litigation	29	District Court Operating	84
Gov't Affairs/PIO	30	Intoxilizer Program	87
Elections Administration	31	Women, Infants and Children Program	90
County Auditor	32	Law Library	92
County Treasurer	33	Courthouse Security Fund	94
Tax Assessor-Collector	34	Records Management Fund	96
Auto Registration, Central Appraisal District	35	Court Technology Fee Fund	99
Building & Yards - Admin	36	Court Reporter Service Fund	101
Courthouse	37	Coastal Bend COG Grant	103
Plymouth Courthouse Annex	38	Communications System	105
Law Enforcement Center, Aransas		San Patricio County Airport Fund	107
Pass 225 W. Wheeler	39	Election Services	110
Aransas Pass 1212 W. Wheeler, Mathis Annex	40	County Attorney Pretrial Diversion	112
Portland Annex, Ingleside Health Clinic	41		
Harville Road Annex, Restitution Center,		<b>Capital Projects</b>	
Market St. Annex	42	Right of Way	115
Vineyard St. Annex, San Patricio County Annex	43		
East Market St. Annex, Odem Annex	44	<b>Debt Service</b>	
Fire and Ambulance Service, Constable #1	45	Statement of Indebtedness	118
Constable #2	46	Debt Service Requirements	120
Constable #4	47	Permanent Improvement Debt Service	121
Constable #5	48		



**SAN PATRICIO COUNTY, TEXAS  
COMPUTATION OF ESTIMATED CURRENT AD VALOREM TAX COLLECTIONS  
BUDGET 2019**

	FOR COUNTY M&O PURPOSES	FOR COUNTY I&S PURPOSES	FOR R&B SPECIAL PURPOSES
GROSS ASSESSED VALUATION - 2017 ROLL ACTUAL	\$ 10,068,483,326	\$ 10,068,483,326	\$ 10,068,483,326
EXEMPTIONS: ABATEMENTS	2,261,947,748	2,160,610,820	2,160,610,820
HOMESTEAD	66,673,492	66,673,492	60,545,495
DISABLED VETERANS	48,801,610	48,801,610	37,464,589
OVER 65 LOCAL	287,328,329	287,328,329	304,870,936
POLLUTION CONTROL	210,857,720	210,857,720	210,857,720
OTHER EXEMPTIONS	526,661,536	526,661,536	526,661,536
ESTIMATED LOSS PROTESTED VALUES	<u>0</u>	<u>0</u>	<u>0</u>
TOTAL EXEMPTIONS - 2017	<u>3,402,270,435</u>	<u>3,300,933,507</u>	<u>3,301,011,096</u>
NET TAXABLE VALUATION - 2017 ROLL	<u>\$ 6,666,212,891</u>	<u>\$ 6,767,549,819</u>	<u>\$ 6,767,472,230</u>
GROSS ASSESSED VALUATION - 2018 ROLL ESTIMATE	\$ 11,979,277,791	\$ 11,979,277,791	\$ 11,979,277,791
EXEMPTIONS: ABATEMENTS	4,055,101,092	3,881,006,590	3,881,006,590
HOMESTEAD	66,203,527	66,203,527	60,227,677
DISABLED VETERANS	51,466,865	51,466,865	39,686,319
OVER 65 LOCAL	283,130,190	283,130,190	300,886,586
POLLUTION CONTROL	229,955,300	229,955,300	229,955,300
OTHER EXEMPTIONS	557,724,050	557,724,050	557,724,050
ESTIMATED LOSS PROTESTED VALUES	<u>1,876,437</u>	<u>1,876,437</u>	<u>1,876,437</u>
TOTAL EXEMPTIONS - 2018	<u>5,245,457,461</u>	<u>5,071,362,959</u>	<u>5,071,362,959</u>
ESTIMATED TAXABLE VALUATION - 2018 ROLL	6,733,820,330	6,907,914,832	6,907,914,832
TAX RATE (PER \$100 VALUATION)	<u>0.419478</u>	<u>0.049043</u>	<u>0.047803</u>
TAX LEVY	28,246,895	3,387,849	3,302,191
LESS 3.75% (DELINQUENCIES AND CONTESTED APPRAISALS)	<u>(1,059,259)</u>	<u>(127,044)</u>	<u>(123,832)</u>
NET COLLECTIONS	<u>\$ 27,187,636</u>	<u>\$ 3,260,805</u>	<u>\$ 3,178,359</u>
1 CENT TAX LEVY EQUALS	<u>\$ 648,130</u>	<u>\$ 664,887</u>	<u>\$ 664,887</u>

**SAN PATRICIO COUNTY, TEXAS  
DISTRIBUTION OF ESTIMATED TAX COLLECTIONS  
BUDGET 2019**

<u>FUND</u>	<u>TAX RATE</u>	<u>YIELD PER 1 CENT TAX LEVY</u>	<u>ESTIMATED CURRENT</u>	<u>COLLECTIONS DELINQUENT</u>	<u>TOTAL</u>
GENERAL FUND	\$ 0.419478	\$ 648,130	\$ 27,187,628	\$ 525,000	\$ 27,712,628
ROAD & BRIDGE SPECIAL	<u>0.047803</u>	664,887	<u>3,178,359</u>	<u>85,000</u>	<u>3,263,359</u>
TOTAL OPERATING FUNDS	<u>0.467281</u>		<u>30,365,987</u>	<u>610,000</u>	<u>30,975,987</u>
<u>DEBT SERVICE FUNDS</u>					
QUALIFIED ENERGY CONSERVATION BONDS, 2016	0.003004	664,887	199,732	0	199,732
CERTIFICATES OF OBLIGATION, SERIES 2016	0.009450	664,887	628,318	0	628,318
CERTIFICATES OF OBLIGATION, SERIES 2017	0.009697	664,887	644,741	0	644,741
GO REFUNDING BONDS, 2015	0.016570	664,887	1,101,718	0	1,101,718
STATE INFRASTRUCTURE BANK LOAN	0.010322	664,887	686,296	0	686,296
DELINQUENT TAXES	<u>0.000000</u>		<u>0</u>	<u>50,000</u>	<u>50,000</u>
TOTAL DEBT SERVICE FUNDS	<u>0.049043</u>		<u>3,260,805</u>	<u>50,000</u>	<u>3,310,805</u>
TOTAL COUNTY TAX RATE	<u>\$ 0.516324</u>		<u>\$ 33,626,792</u>	<u>\$ 660,000</u>	<u>\$ 34,286,792</u>

**SAN PATRICIO COUNTY, TEXAS  
TAX RATE BY FUNDS  
BUDGET 2019**

	TAX RATE BUDGET 2016	TAX RATE BUDGET 2017	TAX RATE BUDGET 2018	TAX RATE BUDGET 2019
<u>OPERATING FUNDS</u>				
Road & Bridge Special	\$ 0.057003	\$ 0.045003	\$ 0.047803	\$ 0.047803
General	0.384219	0.418000	0.428129	0.419478
 TOTAL OPERATING FUNDS	<u>0.441222</u>	<u>0.463003</u>	<u>0.475932</u>	<u>0.467281</u>
 DEBT SERVICE FUNDS				
<u>PERMANENT IMPROVEMENT BONDS</u>				
Qualified Energy Conservation Bonds, 2016	0.000000	0.002451	0.003409	0.003004
Certificates of Obligation, Series 2016	0.000000	0.009595	0.009783	0.009450
Certificates of Obligation, Series 2017	0.000000	0.000000	0.010042	0.009697
GO Refunding Bonds, 2015	0.010950	0.016875	0.017158	0.016570
State Infrastructure Bank Loan	<u>0.007828</u>	<u>0.000000</u>	<u>0.000000</u>	<u>0.010322</u>
 TOTAL PERMANENT IMPROVEMENT BONDS	<u>0.018778</u>	<u>0.028921</u>	<u>0.040392</u>	<u>0.049043</u>
 TOTAL DEBT SERVICE FUNDS	<u>0.018778</u>	<u>0.028921</u>	<u>0.040392</u>	<u>0.049043</u>
 TOTAL COUNTY-WIDE TAX RATE	<u>\$ 0.460000</u>	<u>\$ 0.491924</u>	<u>\$ 0.516324</u>	<u>\$ 0.516324</u>

## **GENERAL FUND**

---

**The General Fund is a constitutional fund and is utilized to account for all County revenues and expenditures except those which are required by law to be classed in other constitutional funds and such other funds that are presented separately to facilitate proper accountability.**

---

**SAN PATRICIO COUNTY, TEXAS  
GENERAL FUND  
BUDGET 2019**

	<u>2017 ACTUAL</u>	<u>2018 ESTIMATE</u>	<u>2019 BUDGET</u>
Beginning Balance	\$ <u>9,123,223</u>	\$ 12,664,483	\$ <u>14,256,301</u>
Revenues	39,828,075	36,651,479	35,140,628
Transfers In	<u>0</u>	<u>0</u>	<u>0</u>
Total Revenues and Transfers In	<u>39,828,075</u>	<u>36,651,479</u>	<u>35,140,628</u>
Available Resources	<u>48,951,298</u>	<u>49,315,962</u>	<u>49,396,929</u>
Expenditures	32,139,700	29,839,684	32,576,456
Transfers Out	<u>4,147,115</u>	<u>5,219,977</u>	<u>7,582,864</u>
Total Expenditures and Transfer Out	<u>36,286,815</u>	<u>35,059,661</u>	<u>40,159,320</u>
Ending Balance	\$ <u><u>12,664,483</u></u>	\$ <u><u>14,256,301</u></u>	\$ <u><u>9,237,609</u></u>

**SAN PATRICIO COUNTY, TEXAS  
GENERAL FUND  
BUDGET 2019**

	2017 <u>ACTUAL</u>	2018 <u>ESTIMATE</u>	2019 <u>BUDGET</u>
<b>Revenues</b>			
310-110 Ad Valorem - Current	\$ 27,980,318	\$ 27,815,602	\$ 27,187,628
310-120 Ad Valorem - Delinquent	<u>597,958</u>	<u>604,579</u>	<u>525,000</u>
General Property Taxes	<u>28,578,276</u>	<u>28,420,181</u>	<u>27,712,628</u>
320-200 Building Permits	220,579	197,994	195,000
320-202 Septic Tank & Health Permits	99,086	92,828	92,000
320-203 Fire Marshal Inspection Fees	<u>1,335</u>	<u>720</u>	<u>700</u>
Non-Busn Licenses/Permits	<u>321,000</u>	<u>291,542</u>	<u>287,700</u>
330-101 County Judge Supplement	25,232	20,200	20,200
330-150 Indigent Defense Grant	40,340	54,107	50,000
330-151 Judicial Fee	84,000	84,000	84,000
330-200 County Attorney Supplement	70,000	70,000	70,000
330-201 Asst Prosecutor Longevity	19,060	12,960	16,000
330-202 Juror Expense Reimbursement	35,808	35,020	35,000
330-401 DEM-Operation Border Star	153,719	0	0
330-403 FEMA-Hurricane Harvey	4,360,134	90,804	0
330-413 State D.A. Supplement	3,944	4,301	4,300
330-452 GOMESA	0	270,666	0
330-551 Tobacco Settlement Distribution	31,824	33,971	32,000
330-701 Franchise/Bingo Taxes	1,254	0	0
330-703 Beer, Wine and Liquor	335	834	600
330-705 Mixed Drink License	69,880	80,559	76,100
330-801 Law Enforcement Contribs	256,399	170,317	165,000
330-802 Indirect Cost Reims	122,367	77,285	75,000
330-805 Local Government Contributions	11,000	11,000	11,000
330-807 Election Fees	<u>26</u>	<u>770</u>	<u>0</u>
Intergovernmental Revenue	<u>5,285,322</u>	<u>1,016,794</u>	<u>639,200</u>
340-100 County Judge	5,313	5,774	5,700
340-102 County Sheriff	123,625	128,872	123,600
340-104 County Attorney	11,016	12,148	11,000
340-106 County Clerk	356,641	375,228	365,300
340-108 Tax Assessor-Collector	953,960	863,721	863,700
340-110 District Attorney	3,006	250	200
340-112 District Clerk	147,920	175,490	158,000
340-121 Justice of the Peace #1	6,363	10,621	8,200
340-122 Justice of the Peace #2	2,040	3,434	2,500
340-124 Justice of the Peace #4	9,593	13,629	11,300
340-125 Justice of the Peace #5	9,413	13,870	12,200
340-126 Justice of the Peace #6	8,061	10,768	8,300
340-128 Justice of the Peace #8	2,568	4,485	3,000
340-131 Constable #1	7,717	7,530	7,100
340-132 Constable #2	2,285	1,800	1,800
340-134 Constable #4	18,210	19,550	19,300
340-135 Constable #5	5,550	5,860	5,800
340-136 Constable #6	23,526	21,243	21,200
340-138 Constable #8	4,015	11,000	8,500
340-151 County Appointed Attorney	895	860	800
340-152 District Appointed Atty	<u>44,704</u>	<u>42,194</u>	<u>42,100</u>
Fees of Office	<u>1,746,421</u>	<u>1,728,327</u>	<u>1,679,600</u>

**SAN PATRICIO COUNTY, TEXAS  
GENERAL FUND  
BUDGET 2019**

	2017 <u>ACTUAL</u>	2018 <u>ESTIMATE</u>	2019 <u>BUDGET</u>
340-301 Court Cost Service Fees	\$ 64,585	\$ 108,333	\$ 86,000
340-302 Truancy Court Cost	747	759	700
340-303 Child Safety Court Cost	709	1,447	1,400
340-305 Traffic Court Cost	11,321	19,022	16,500
340-306 Child Safety Fee Veh Reg	8,543	10,661	9,800
340-309 Arrest/Video Fees	3,386	3,823	3,800
340-310 E-Filing Fee	15,270	17,572	15,200
340-311 Bail Bond Fees	12,623	7,368	7,300
340-313 Graffiti Eradication Fee	0	0	0
340-314 BAT Offense	330	557	400
340-315 Probate Training Fees	860	920	900
340-316 Probate Guardianship Fee	3,440	3,680	3,600
340-323 Inmate Telephone	41,259	39,773	39,700
340-401 Detention Service Charges	75,600	105,800	75,000
340-601 Waste Disposal Fees	63,406	93,656	79,400
340-701 Health Service Fees	6,495	9,036	6,500
340-998 Miscellaneous Fees	<u>10,118</u>	<u>12,643</u>	<u>10,100</u>
Other Fees	<u>318,692</u>	<u>435,050</u>	<u>356,300</u>
350-101 Justice of the Peace #1	115,774	209,413	184,900
350-102 Justice of the Peace #2	69,496	131,203	93,000
350-104 Justice of the Peace #4	70,205	74,100	74,100
350-105 Justice of the Peace #5	229,978	333,317	305,000
350-106 Justice of the Peace #6	60,210	108,942	88,300
350-108 Justice of the Peace #8	22,683	50,908	33,800
350-200 Bail Bond Forfeitures	90	0	0
350-201 Other Forfeitures	1,500	11,080	1,500
350-501 License & Weight	<u>5,455</u>	<u>5,186</u>	<u>5,100</u>
Fines & Forfeitures	<u>575,391</u>	<u>924,149</u>	<u>785,700</u>
360-101 Interest Earnings	<u>315,759</u>	<u>416,498</u>	<u>415,000</u>
Investment Earnings	<u>315,759</u>	<u>416,498</u>	<u>415,000</u>
365-105 Contributions-Owner Payments	<u>2,000,000</u>	<u>3,000,000</u>	<u>3,000,000</u>
Contributions-Owner Payments	<u>2,000,000</u>	<u>3,000,000</u>	<u>3,000,000</u>
370-100 Sale of Fixed Assets	58,489	0	0
370-101 Insurance Recovery-Assets	238,322	54,303	0
370-201 Rental Income	81,676	185,749	89,000
370-202 Fairgrounds Income	138,797	120,564	120,500
370-203 County Park Revenue	25,669	17,720	17,700
370-301 Coin Station Receipts	4	0	0
370-303 Concession Stand Income	4,450	4,384	4,300
370-399 Private Source Contributions	1,075	4,422	1,000
370-401 Refunds, Sundry	<u>138,732</u>	<u>31,796</u>	<u>32,000</u>
Other Revenue	<u>687,214</u>	<u>418,938</u>	<u>264,500</u>
<b>Total Revenues</b>	<b>\$ <u>39,828,075</u></b>	<b>\$ <u>36,651,479</u></b>	<b>\$ <u>35,140,628</u></b>

**SAN PATRICIO COUNTY, TEXAS  
GENERAL FUND  
BUDGET 2019**

	2017 <u>ACTUAL</u>	2018 <u>ESTIMATE</u>	2019 <u>BUDGET</u>
<b>400 County Judge</b>			
101 Elected Officials	\$ 107,643	\$ 107,643	\$ 110,116
110 Regular Employees	32,071	38,082	39,224
185 Phone Allowance	1,200	1,200	1,200
190 Longevity Pay	1,426	1,463	1,042
195 Overtime	489	459	250
210 Group Insurance	17,011	17,011	19,104
220 Social Security Taxes	10,610	11,091	11,615
230 Retirement Contributions	15,029	16,182	16,914
250 Unemployment Insurance	15	70	159
260 Workers' Compensation Ins	349	347	441
<i>Personal Services</i>	<u>185,843</u>	<u>193,548</u>	<u>200,065</u>
312 Conference and Assoc Dues	1,470	1,730	2,600
330 Pre-Employment Physicals	0	0	0
432 Vehicle Repairs/Maint	181	368	2,000
434 Equipment Repairs/Maint	0	1,000	2,000
442 Vehicle/Equipment Rental	2,520	2,463	3,000
520 Insurance/Bond Premiums	889	549	1,000
530 Telephone	536	456	500
538 Postage	584	610	700
580 Travel	2,930	2,373	6,000
<i>Other Services and Charges</i>	<u>9,110</u>	<u>9,549</u>	<u>17,800</u>
610 General Supplies	150	529	1,000
626 Fuel, Oil, Lubricants	1,260	1,121	2,000
650 NCO Furniture/Equipment	1,349	0	0
<i>Supplies</i>	<u>2,759</u>	<u>1,650</u>	<u>3,000</u>
740 Machinery and Equipment	0	0	0
<i>Capital Outlay</i>	<u>0</u>	<u>0</u>	<u>0</u>
<b>County Judge</b>	<u>197,712</u>	<u>204,747</u>	<u>220,865</u>



**SAN PATRICIO COUNTY, TEXAS  
GENERAL FUND  
BUDGET 2019**

	2017 <u>ACTUAL</u>	2018 <u>ESTIMATE</u>	2019 <u>BUDGET</u>
<b>403 County Clerk</b>			
101 Elected Officials	\$ 67,674	\$ 67,674	\$ 69,704
110 Regular Employees	382,640	377,040	450,901
115 Temporary Employees	30,988	44,571	56,872
185 Phone Allowance	780	780	780
190 Longevity Pay	6,464	6,731	7,340
195 Overtime	10,267	13,254	8,000
210 Group Insurance	130,840	129,690	143,280
220 Social Security Taxes	34,740	35,375	43,478
230 Retirement Contributions	52,475	55,214	63,316
250 Unemployment Insurance	186	795	1,989
260 Workers' Compensation Ins	1,017	1,398	1,722
<i>Personal Services</i>	<u>718,071</u>	<u>732,522</u>	<u>847,382</u>
312 Conference and Assoc Dues	2,010	940	3,000
330 Pre-Employment Physicals	81	162	400
434 Equipment Repairs/Maint	2,394	9,132	15,000
442 Vehicle/Equipment Rental	9,840	9,994	5,000
460 Software License/Support	0	6,750	2,500
520 Insurance/Bond Premiums	5,982	5,630	4,500
530 Telephone	419	0	360
538 Postage	9,753	12,587	12,000
540 Public Notices	0	100	200
580 Travel	5,315	6,196	6,000
598 Misc Services & Charges	4,137	500	2,000
<i>Other Services and Charges</i>	<u>39,931</u>	<u>51,991</u>	<u>50,960</u>
610 General Supplies	21,407	23,256	28,000
650 NCO Furniture/Equipment	0	0	3,500
<i>Supplies</i>	<u>21,407</u>	<u>23,256</u>	<u>31,500</u>
740 Machinery and Equipment	0	3,700	5,000
<i>Capital Outlay</i>	<u>0</u>	<u>3,700</u>	<u>5,000</u>
<b>County Clerk</b>	<u>779,409</u>	<u>811,469</u>	<u>934,842</u>

**SAN PATRICIO COUNTY, TEXAS  
GENERAL FUND  
BUDGET 2019**

	2017 <u>ACTUAL</u>	2018 <u>ESTIMATE</u>	2019 <u>BUDGET</u>
<b>405</b>			
<b><i>Veterans' Service</i></b>			
110	\$ 45,378	\$ 39,624	\$ 48,294
115	0	0	0
190	285	321	393
195	23	0	0
210	12,467	11,985	14,010
220	3,188	3,040	3,725
230	4,806	4,728	5,423
250	11	48	195
260	105	115	142
	<u>66,263</u>	<u>59,861</u>	<u>72,182</u>
312	0	500	1,000
330	0	0	100
434	0	0	260
442	0	0	250
520	141	185	250
530	0	0	0
538	210	194	570
540	0	100	200
580	0	1,750	3,500
598	2,532	2,538	5,000
	<u>2,883</u>	<u>5,267</u>	<u>11,130</u>
610	192	602	650
650	0	0	0
	<u>192</u>	<u>602</u>	<u>650</u>
740	0	0	0
	<u>0</u>	<u>0</u>	<u>0</u>
	<u>69,338</u>	<u>65,730</u>	<u>83,962</u>

**SAN PATRICIO COUNTY, TEXAS  
GENERAL FUND  
BUDGET 2019**

	2017 <u>ACTUAL</u>	2018 <u>ESTIMATE</u>	2019 <u>BUDGET</u>
<b>406</b>	<b><i>Emergency Management</i></b>		
110	\$ 131,099	\$ 141,626	\$ 136,783
185	1,495	1,560	1,560
190	1,495	1,176	1,280
195	11,989	1,535	600
210	17,846	26,591	28,656
220	11,179	9,927	10,727
230	15,431	14,138	15,621
250	76	249	560
260	396	335	387
	<i>Personal Services</i>		
	191,006	197,137	196,174
312	2,520	3,030	3,000
330	0	0	300
432	400	160	5,000
434	2,917	4,133	5,000
442	2,230	2,420	5,000
520	1,899	2,278	1,800
530	3,964	5,426	4,000
538	546	1,049	1,000
540	0	500	1,000
580	5,419	7,889	7,000
598	1,270	2,007	5,000
	<i>Other Services and Charges</i>		
	21,165	28,892	38,100
610	3,357	2,894	5,000
626	5,240	4,657	6,000
627	0	1,500	3,000
650	4,177	2,400	2,400
	<i>Supplies</i>		
	12,774	11,451	16,400
740	0	0	0
	<i>Capital Outlay</i>		
	0	0	0
	<b><i>Emergency Management</i></b>		
	224,945	237,480	250,674
<b>407</b>	<b><i>Emergency Response</i></b>		
341	381,455	18,877	0
421	4,086,849	142,521	0
598	10,953	0	0
	<i>Other Services and Charges</i>		
	4,479,257	161,398	0
	<b><i>Emergency Response</i></b>		
	4,479,257	161,398	0

**SAN PATRICIO COUNTY, TEXAS  
GENERAL FUND  
BUDGET 2019**

	2017 <u>ACTUAL</u>	2018 <u>ESTIMATE</u>	2019 <u>BUDGET</u>
<b>408     <i>Printing Department</i></b>			
110     Regular Employees	\$     49,310	\$     50,790	\$ <b>61,913</b>
115     Temporary Employees	0	0	0
190     Longevity Pay	720	720	720
195     Overtime	1,446	1,999	1,200
210     Group Insurance	9,580	9,580	9,552
220     Social Security Taxes	3,507	3,696	4,883
230     Retirement Contributions	5,415	5,853	7,111
250     Unemployment Insurance	24	97	255
260     Workers' Compensation Ins	385	336	485
<i>Personal Services</i>	<u>70,387</u>	<u>73,071</u>	<u>86,119</u>
312     Conference and Assoc Dues	0	0	50
330     Pre-Employment Physicals	0	0	100
434     Equipment Repairs/Maint	3,110	5,677	8,225
442     Vehicle/Equipment Rental	1,820	1,013	2,025
520     Insurance/Bond Premiums	174	149	400
530     Telephone	0	0	0
538     Postage	0	0	15
540     Public Notices	0	0	50
580     Travel	0	0	50
598     Misc Services & Charges	0	0	0
<i>Other Services and Charges</i>	<u>5,103</u>	<u>6,839</u>	<u>10,915</u>
610     General Supplies	27,026	39,032	31,000
650     NCO Furniture/Equipment	0	125	200
<i>Supplies</i>	<u>27,026</u>	<u>39,157</u>	<u>31,200</u>
740     Machinery and Equipment	34,917	0	0
<i>Capital Outlay</i>	<u>34,917</u>	<u>0</u>	<u>0</u>
<b>       <i>Printing Department</i></b>	<u>137,434</u>	<u>119,067</u>	<u>128,234</u>

**SAN PATRICIO COUNTY, TEXAS  
GENERAL FUND  
BUDGET 2019**

	2017 <u>ACTUAL</u>	2018 <u>ESTIMATE</u>	2019 <u>BUDGET</u>
<b>410</b>	<b><i>Personnel Department</i></b>		
110	\$ 118,474	\$ 129,610	\$ 135,310
185	600	600	600
190	1,241	1,161	1,178
195	3,779	1,705	2,000
210	26,292	23,371	28,656
220	9,086	9,617	10,641
230	13,055	14,221	15,495
250	58	236	556
260	248	306	404
	<u>172,833</u>	<u>180,827</u>	<u>194,840</u>
	<i>Personal Services</i>		
312	783	2,376	8,000
330	418	162	1,000
341	1,694	3,500	7,000
434	0	750	1,500
520	416	399	600
530	456	456	500
538	1,142	765	2,000
540	279	250	500
580	1,464	4,086	5,000
598	1,933	2,290	2,500
	<u>8,585</u>	<u>15,034</u>	<u>28,600</u>
	<i>Other Services and Charges</i>		
610	3,110	5,491	6,000
641	0	250	500
650	0	500	1,000
698	22,380	19,967	23,000
	<u>25,490</u>	<u>26,208</u>	<u>30,500</u>
	<i>Supplies</i>		
	<u>206,908</u>	<u>222,069</u>	<u>253,940</u>
	<b><i>Personnel Department</i></b>		

**SAN PATRICIO COUNTY, TEXAS  
GENERAL FUND  
BUDGET 2019**

	2017 <u>ACTUAL</u>	2018 <u>ESTIMATE</u>	2019 <u>BUDGET</u>
<b>412</b>			
<b>Records Management</b>			
110 Regular Employees	\$ 20,119	\$ 21,145	\$ 23,566
190 Longevity Pay	33	0	154
195 Overtime	143	124	500
210 Group Insurance	6,931	8,764	9,552
220 Social Security Taxes	1,542	1,495	1,853
230 Retirement Contributions	2,135	2,121	2,698
250 Unemployment Insurance	40	35	97
260 Workers' Compensation Ins	53	53	70
<i>Personal Services</i>	<u>30,996</u>	<u>33,737</u>	<u>38,490</u>
312 Conference and Assoc Dues	0	1,250	250
330 Pre-Employment Physicals	81	0	100
341 Other Professional Services	0	0	0
410 Utilities	3,354	4,589	5,000
434 Equipment Repairs/Maint	0	250	500
520 Insurance/Bond Premiums	124	191	650
530 Telephone	410	344	300
580 Travel	0	100	200
598 Misc Services & Charges	0	2,500	5,000
<i>Other Services and Charges</i>	<u>3,969</u>	<u>9,224</u>	<u>12,000</u>
610 General Supplies	287	580	1,000
641 Books, Subscriptions	0	100	200
<i>Supplies</i>	<u>287</u>	<u>680</u>	<u>1,200</u>
740 Machinery and Equipment	0	0	0
<i>Capital Outlay</i>	<u>0</u>	<u>0</u>	<u>0</u>
<b>Records Management</b>	<u>35,252</u>	<u>43,641</u>	<u>51,690</u>

**SAN PATRICIO COUNTY, TEXAS  
GENERAL FUND  
BUDGET 2019**

	2017 <u>ACTUAL</u>	2018 <u>ESTIMATE</u>	2019 <u>BUDGET</u>
<b>414 Personnel Safety</b>			
110 Regular Employees	\$ 27,637	\$ 23,706	\$ 29,320
185 Phone Allowance	600	475	600
190 Longevity Pay	249	93	18
195 Overtime	3,666	526	200
210 Group Insurance	8,764	4,382	9,552
220 Social Security Taxes	2,460	1,720	2,305
230 Retirement Contributions	3,382	2,440	3,357
250 Unemployment Insurance	21	40	121
260 Workers' Compensation Ins	80	66	82
<i>Personal Services</i>	<u>46,860</u>	<u>33,448</u>	<u>45,555</u>
312 Conference and Assoc Dues	2,520	2,000	4,000
330 Pre-Employment Physicals	1,392	0	0
432 Vehicle Repairs/Maint	0	136	2,500
520 Insurance/Bond Premiums	161	136	250
530 Telephone	893	456	456
538 Postage	0	0	0
580 Travel	6,143	5,347	8,000
598 Misc Services & Charges	1,945	3,980	7,000
<i>Other Services and Charges</i>	<u>13,053</u>	<u>12,055</u>	<u>22,206</u>
610 General Supplies	26,120	13,933	15,000
626 Fuel, Oil, Lubricants	0	1,500	3,000
627 Automotive Supplies	0	500	1,000
650 NCO Furniture/Equipment	2,875	0	0
<i>Supplies</i>	<u>28,995</u>	<u>15,933</u>	<u>19,000</u>
740 Machinery and Equipment	26,671	0	0
<i>Capital Outlay</i>	<u>26,671</u>	<u>0</u>	<u>0</u>
<b>Personnel Safety</b>	<u>115,579</u>	<u>61,436</u>	<u>86,761</u>

**SAN PATRICIO COUNTY, TEXAS  
GENERAL FUND  
BUDGET 2019**

	2017 <u>ACTUAL</u>	2018 <u>ESTIMATE</u>	2019 <u>BUDGET</u>
<b>416</b>	<b><i>Information Services</i></b>		
110	\$ 196,978	\$ 202,661	\$ 208,971
185	2,400	2,400	2,400
190	2,244	2,319	2,459
195	2,003	0	500
210	40,502	40,921	39,163
220	14,888	14,935	16,395
230	21,421	22,395	23,877
250	86	352	857
260	538	539	648
	<i>Personal Services</i>		
	281,061	286,522	295,270
312	0	7,590	15,000
330	0	0	100
341	22,855	1,750	3,500
434	190,962	112,214	53,500
442	0	1,000	2,000
460	229,293	437,146	446,793
520	844	856	1,450
530	191,730	166,943	169,814
538	13	54	500
540	0	25	50
580	2,922	6,719	8,000
	<i>Other Services and Charges</i>		
	638,619	734,297	700,707
610	30,123	10,740	30,000
641	0	500	1,000
650	32,867	30,000	30,000
	<i>Supplies</i>		
	62,990	41,240	61,000
740	55,655	50,000	50,000
	<i>Capital Outlay</i>		
	55,655	50,000	50,000
	<b><i>Information Services</i></b>		
	1,038,325	1,112,059	1,106,977



**SAN PATRICIO COUNTY, TEXAS  
GENERAL FUND  
BUDGET 2019**

	2017 <u>ACTUAL</u>	2018 <u>ESTIMATE</u>	2019 <u>BUDGET</u>
<b>418</b>	<b>ADA Coordinator</b>		
110	\$ 2,557	\$ 2,634	\$ 2,713
190	0	0	12
195	0	0	0
210	501	517	955
220	193	199	208
230	269	286	304
250	0	0	11
260	6	6	8
	<u>3,526</u>	<u>3,642</u>	<u>4,211</u>
312	380	200	400
520	3	3	12
580	959	850	1,700
	<u>1,342</u>	<u>1,053</u>	<u>2,112</u>
	<b>ADA Coordinator</b>	<b>ADA Coordinator</b>	<b>ADA Coordinator</b>
	<u>4,868</u>	<u>4,695</u>	<u>6,323</u>
<b>449</b>	<b>Non-Departmental</b>		
312	14,182	11,161	13,000
334	36,100	30,000	30,000
336	0	7,000	7,000
341	16,396	6,000	12,000
434	550	6,000	12,000
442	9,063	8,084	9,500
501	0	0	0
520	2,330	2,431	2,500
530	0	0	0
538	95	644	100
540	4,161	1,626	5,000
598	54,588	34,942	36,000
	<u>137,464</u>	<u>107,888</u>	<u>127,100</u>
610	16,177	16,911	30,000
650	0	0	0
	<u>16,177</u>	<u>16,911</u>	<u>30,000</u>
740	0	0	0
	<u>0</u>	<u>0</u>	<u>0</u>
	<b>Non-Departmental</b>	<b>Non-Departmental</b>	<b>Non-Departmental</b>
	<u>153,641</u>	<u>124,799</u>	<u>157,100</u>
	<b>GENERAL ADMINISTRATION</b>	<b>GENERAL ADMINISTRATION</b>	<b>GENERAL ADMINISTRATION</b>
	<u>7,442,668</u>	<u>3,168,590</u>	<u>3,281,368</u>

**SAN PATRICIO COUNTY, TEXAS  
GENERAL FUND  
BUDGET 2019**

	2017 <u>ACTUAL</u>	2018 <u>ESTIMATE</u>	2019 <u>BUDGET</u>
<b>450 County Court</b>			
110 Regular Employees	\$ 80,647	\$ 107,087	\$ 110,363
115 Temporary Employees	0	0	0
190 Longevity Pay	30	0	86
195 Overtime	156	628	1,200
210 Group Insurance	7,784	8,787	19,104
220 Social Security Taxes	6,336	8,427	8,541
230 Retirement Contributions	8,504	11,714	12,438
250 Unemployment Insurance	17	201	446
260 Workers' Compensation Ins	968	807	873
<i>Personal Services</i>	<u>104,442</u>	<u>137,651</u>	<u>153,051</u>
312 Conference and Assoc Dues	0	794	500
321 Other Costs of Court	13,755	4,471	7,000
329 Court Reporter Services	2,718	0	1,500
330 Pre-Employment Physicals	243	0	0
332 Attorney Fees	165,043	177,925	165,000
341 Other Professional Services	750	0	0
343 Translator Services	250	6,331	3,000
351 Juror Expense	18,690	20,040	45,000
434 Equipment Repairs/Maint	0	250	500
442 Vehicle/Equipment Rental	1,366	1,366	1,380
460 Software License/Support	0	0	0
520 Insurance/Bond Premiums	1,304	1,253	1,600
580 Travel	0	500	1,000
598 Misc Services & Charges	753	1,850	1,500
<i>Other Services and Charges</i>	<u>204,872</u>	<u>214,780</u>	<u>227,980</u>
610 General Supplies	559	826	1,500
650 NCO Furniture/Equipment	0	0	0
<i>Supplies</i>	<u>559</u>	<u>826</u>	<u>1,500</u>
740 Machinery and Equipment	0	0	0
<i>Capital Outlay</i>	<u>0</u>	<u>0</u>	<u>0</u>
<b>County Court</b>	<u>309,872</u>	<u>353,257</u>	<u>382,531</u>

**SAN PATRICIO COUNTY, TEXAS  
GENERAL FUND  
BUDGET 2019**

	2017 <u>ACTUAL</u>	2018 <u>ESTIMATE</u>	2019 <u>BUDGET</u>
<b>451 County Court-at-Law Judge</b>			
101 Elected Officials	\$ 150,100	\$ 150,100	\$ 150,100
110 Regular Employees	49,668	51,158	52,693
185 Phone Allowance	780	780	780
190 Longevity Pay	276	348	420
195 Overtime	0	0	1,000
210 Group Insurance	17,961	17,961	19,104
220 Social Security Taxes	13,081	15,055	15,682
230 Retirement Contributions	21,127	21,958	22,836
250 Unemployment Insurance	21	93	216
260 Workers' Compensation Ins	487	493	595
<i>Personal Services</i>	<u>253,501</u>	<u>257,946</u>	<u>263,426</u>
312 Conference and Assoc Dues	920	750	3,000
330 Pre-Employment Physicals	0	0	110
434 Equipment Repairs/Maint	0	250	500
520 Insurance/Bond Premiums	1,403	320	500
530 Telephone	456	456	468
538 Postage	2,384	2,084	2,500
540 Public Notices	0	100	200
580 Travel	1,086	1,975	3,000
<i>Other Services and Charges</i>	<u>6,248</u>	<u>5,935</u>	<u>10,278</u>
610 General Supplies	286	1,048	2,000
641 Books, Subscriptions	411	1,440	2,500
650 NCO Furniture/Equipment	0	750	1,500
<i>Supplies</i>	<u>697</u>	<u>3,238</u>	<u>6,000</u>
740 Machinery and Equipment	0	750	1,500
<i>Capital Outlay</i>	<u>0</u>	<u>750</u>	<u>1,500</u>
<b>County Court-at-Law Judge</b>	<u>260,446</u>	<u>267,869</u>	<u>281,204</u>

**SAN PATRICIO COUNTY, TEXAS  
GENERAL FUND  
BUDGET 2019**

	2017 <u>ACTUAL</u>	2018 <u>ESTIMATE</u>	2019 <u>BUDGET</u>
<b>460</b>	<b><i>District Court</i></b>		
312	\$ 0	\$ 0	\$ 0
321	3,022	6,495	12,000
329	0	0	1,000
330	0	0	0
332	539,704	519,326	475,000
335	0	0	0
341	17,831	3,950	7,500
342	0	5,875	10,000
351	58,120	74,310	75,000
434	486	2,778	5,000
460	0	0	0
520	335	272	850
530	0	0	0
538	0	0	100
540	0	0	100
580	0	0	0
598	1,323	620	1,600
	<u>620,822</u>	<u>613,626</u>	<u>588,150</u>
	<i>Other Services and Charges</i>		
610	1,866	1,008	2,000
630	538	445	1,000
650	0	0	27,500
	<u>2,404</u>	<u>1,453</u>	<u>30,500</u>
	<i>Supplies</i>		
740	6,000	0	0
	<u>6,000</u>	<u>0</u>	<u>0</u>
	<i>Capital Outlay</i>		
	<u>629,227</u>	<u>615,079</u>	<u>618,650</u>
	<b><i>District Court</i></b>		

**SAN PATRICIO COUNTY, TEXAS  
GENERAL FUND  
BUDGET 2019**

	2017 <u>ACTUAL</u>	2018 <u>ESTIMATE</u>	2019 <u>BUDGET</u>
<b>465</b>	<b><i>District Clerk</i></b>		
101	\$ 67,674	\$ 67,674	\$ 69,704
110	272,816	313,644	327,907
115	0	0	11,024
185	780	780	780
190	2,840	3,176	3,465
195	1,980	438	2,300
210	105,001	108,999	124,176
220	24,113	26,800	31,761
230	36,409	41,355	46,250
250	134	550	1,376
260	785	942	1,204
	<u>512,532</u>	<u>564,358</u>	<u>619,947</u>
	<i>Personal Services</i>		
312	490	460	1,000
330	162	324	250
434	2,096	975	4,000
442	3,300	3,300	3,800
520	1,672	1,829	3,630
530	0	0	0
538	8,729	9,439	9,000
540	70	50	100
580	1,307	4,536	3,000
598	37	641	1,400
	<u>17,864</u>	<u>21,554</u>	<u>26,180</u>
	<i>Other Services and Charges</i>		
610	8,336	7,526	11,000
650	0	4,200	8,400
	<u>8,336</u>	<u>11,726</u>	<u>19,400</u>
	<i>Supplies</i>		
740	0	0	0
	<u>0</u>	<u>0</u>	<u>0</u>
	<i>Capital Outlay</i>		
	<u>538,732</u>	<u>597,638</u>	<u>665,527</u>
	<b><i>District Clerk</i></b>		

**SAN PATRICIO COUNTY, TEXAS  
GENERAL FUND  
BUDGET 2019**

	2017 <u>ACTUAL</u>	2018 <u>ESTIMATE</u>	2019 <u>BUDGET</u>
<b>467 District Attorney</b>			
101 Elected Officials	\$ 10,540	\$ 10,540	\$ 10,540
110 Regular Employees	402,940	444,066	456,828
115 Temporary Employees	0	0	1,100
185 Phone Allowance	3,770	3,900	3,900
190 Longevity Pay	14,097	15,147	14,226
195 Overtime	483	764	0
210 Group Insurance	60,553	69,639	76,416
220 Social Security Taxes	31,022	34,263	37,225
230 Retirement Contributions	45,719	51,804	54,206
250 Unemployment Insurance	326	839	1,901
260 Workers' Compensation Ins	1,008	931	1,156
<i>Personal Services</i>	<u>570,459</u>	<u>631,893</u>	<u>657,498</u>
312 Conference and Assoc Dues	2,625	2,380	4,000
321 Other Costs of Court	0	0	100
329 Court Reporter Services	0	130	1,500
330 Pre-Employment Physicals	162	0	100
341 Other Professional Services	2,674	1,440	3,500
432 Vehicle Repairs/Maint	365	547	4,000
434 Equipment Repairs/Maint	1,190	3,285	2,700
520 Insurance/Bond Premiums	2,142	2,811	16,800
530 Telephone	0	0	0
538 Postage	889	992	1,800
580 Travel	3,719	2,411	2,700
597 Investigative Expense	0	100	200
598 Misc Services & Charges	1,840	3,507	5,000
<i>Other Services and Charges</i>	<u>15,605</u>	<u>17,603</u>	<u>42,400</u>
610 General Supplies	3,425	2,304	4,000
626 Fuel, Oil, Lubricants	5,899	5,410	9,000
627 Automotive Supplies	0	150	300
641 Books, Subscriptions	667	1,000	2,000
650 NCO Furniture/Equipment	0	3,382	0
<i>Supplies</i>	<u>9,991</u>	<u>12,246</u>	<u>15,300</u>
740 Machinery and Equipment	0	3,382	0
<i>Capital Outlay</i>	<u>0</u>	<u>3,382</u>	<u>0</u>
<b>District Attorney</b>	<u>596,055</u>	<u>665,124</u>	<u>715,198</u>

**SAN PATRICIO COUNTY, TEXAS  
GENERAL FUND  
BUDGET 2019**

	2017 <u>ACTUAL</u>	2018 <u>ESTIMATE</u>	2019 <u>BUDGET</u>
<b>471</b>	<b><i>Justice of the Peace #1</i></b>		
101	\$ 53,786	\$ 53,786	\$ 55,400
110	81,324	86,888	92,139
115	0	0	0
185	780	780	780
190	1,655	1,749	1,944
195	136	215	200
210	35,056	35,056	38,208
220	10,309	10,472	11,511
230	14,484	15,280	16,761
250	37	154	374
260	315	341	437
	<u>197,882</u>	<u>204,721</u>	<u>217,754</u>
	<i>Personal Services</i>		
312	1,335	150	1,210
321	0	0	110
330	0	0	0
351	0	0	110
434	0	550	1,100
442	360	0	510
520	751	748	1,100
530	118	258	300
538	3,074	4,849	3,996
580	2,872	1,849	6,679
598	390	319	500
	<u>8,900</u>	<u>8,723</u>	<u>15,615</u>
	<i>Other Services and Charges</i>		
610	5,464	3,629	5,000
650	0	1,100	1,100
	<u>5,464</u>	<u>4,729</u>	<u>6,100</u>
	<i>Supplies</i>		
740	0	0	0
	<u>0</u>	<u>0</u>	<u>0</u>
	<i>Capital Outlay</i>		
	<u>212,246</u>	<u>218,173</u>	<u>239,469</u>
	<b><i>Justice of the Peace #1</i></b>		

**SAN PATRICIO COUNTY, TEXAS  
GENERAL FUND  
BUDGET 2019**

	2017 <u>ACTUAL</u>	2018 <u>ESTIMATE</u>	2019 <u>BUDGET</u>
<b>472</b>	<b><i>Justice of the Peace #2</i></b>		
101	\$ 52,252	\$ 52,252	\$ 53,820
110	46,887	48,294	49,742
115	0	0	0
185	780	780	780
190	654	747	870
195	99	334	0
210	26,292	26,292	28,656
220	7,606	7,743	8,049
230	10,591	11,116	11,721
250	22	88	200
260	230	248	306
	<u>145,414</u>	<u>147,894</u>	<u>154,144</u>
	<i>Personal Services</i>		
312	900	70	1,200
321	0	0	500
330	0	0	0
410	5,579	4,138	3,500
434	0	500	1,000
441	6,000	1,500	0
520	592	574	775
530	0	0	0
538	2,514	2,784	1,800
580	3,732	3,626	5,000
598	1,521	2,073	600
	<u>20,837</u>	<u>15,265</u>	<u>14,375</u>
	<i>Other Services and Charges</i>		
610	2,094	2,517	2,000
650	0	500	1,000
	<u>2,094</u>	<u>3,017</u>	<u>3,000</u>
	<i>Supplies</i>		
740	0	0	0
	<u>0</u>	<u>0</u>	<u>0</u>
	<i>Capital Outlay</i>		
	<u>168,345</u>	<u>166,176</u>	<u>171,519</u>
	<b><i>Justice of the Peace #2</i></b>		



**SAN PATRICIO COUNTY, TEXAS  
GENERAL FUND  
BUDGET 2019**

	2017 <u>ACTUAL</u>	2018 <u>ESTIMATE</u>	2019 <u>BUDGET</u>
<b>474</b>	<b><i>Justice of the Peace #4</i></b>		
101	\$ 52,252	\$ 52,252	\$ 53,820
110	50,570	52,087	53,650
115	0	0	0
185	780	780	780
190	1,121	1,218	1,337
195	1,531	1,351	2,760
210	27,108	27,108	28,656
220	7,557	7,733	8,593
230	11,178	11,712	12,516
250	23	98	228
260	217	265	325
	<u>152,337</u>	<u>154,604</u>	<u>162,665</u>
	<i>Personal Services</i>		
312	736	1,532	1,500
321	0	0	150
351	0	0	400
434	0	150	150
520	551	538	750
530	456	456	500
538	1,489	750	1,200
580	5,209	7,349	6,000
598	0	125	150
	<u>8,441</u>	<u>10,900</u>	<u>10,800</u>
	<i>Other Services and Charges</i>		
610	1,707	1,952	3,000
650	0	600	1,200
	<u>1,707</u>	<u>2,552</u>	<u>4,200</u>
	<i>Supplies</i>		
740	0	0	0
	<u>0</u>	<u>0</u>	<u>0</u>
	<i>Capital Outlay</i>		
	<u>162,485</u>	<u>168,056</u>	<u>177,665</u>
	<b><i>Justice of the Peace #4</i></b>		

**SAN PATRICIO COUNTY, TEXAS  
GENERAL FUND  
BUDGET 2019**

	2017 <u>ACTUAL</u>	2018 <u>ESTIMATE</u>	2019 <u>BUDGET</u>
<b>475</b>	<b><i>Justice of the Peace #5</i></b>		
101	\$ 52,252	\$ 52,252	\$ 53,820
110	73,312	84,864	87,550
185	780	780	780
190	456	560	1,276
195	939	1,946	2,000
210	26,320	26,320	38,208
220	9,415	10,312	11,125
230	13,438	15,129	16,201
250	28	155	360
260	289	326	422
	<i>Personal Services</i>		
	177,228	192,644	211,742
312	1,650	470	2,500
321	0	0	100
330	0	0	100
351	140	0	450
434	0	0	1,000
442	1,731	2,266	2,000
520	895	758	1,400
530	456	456	500
538	2,519	4,277	4,000
580	7,163	4,050	9,500
	<i>Other Services and Charges</i>		
	14,554	12,277	21,550
610	1,692	3,173	4,000
650	0	2,331	1,500
	<i>Supplies</i>		
	1,692	5,504	5,500
740	0	0	0
	<i>Capital Outlay</i>		
	0	0	0
	<b><i>Justice of the Peace #5</i></b>		
	193,475	210,425	238,792

**SAN PATRICIO COUNTY, TEXAS  
GENERAL FUND  
BUDGET 2019**

	2017 <u>ACTUAL</u>	2018 <u>ESTIMATE</u>	2019 <u>BUDGET</u>
<b>476</b>	<b><i>Justice of the Peace #6</i></b>		
101	\$ 52,252	\$ 52,252	\$ 53,820
110	48,544	50,250	51,963
115	0	0	0
185	780	780	780
190	539	636	755
195	1,084	1,157	400
210	27,924	27,924	28,656
220	7,895	7,638	8,240
230	10,856	11,382	12,000
250	22	93	213
260	210	254	313
	<u>150,105</u>	<u>152,366</u>	<u>157,140</u>
	<i>Personal Services</i>		
312	860	1,160	2,000
321	0	0	400
330	0	0	100
351	390	0	300
434	110	550	1,000
442	981	1,323	1,400
520	731	577	850
530	796	1,234	1,500
538	1,245	650	1,300
580	4,327	2,722	8,000
	<u>9,441</u>	<u>8,216</u>	<u>16,850</u>
	<i>Other Services and Charges</i>		
610	2,387	3,791	4,000
650	0	1,300	1,300
	<u>2,387</u>	<u>5,091</u>	<u>5,300</u>
	<i>Supplies</i>		
740	0	0	0
	<u>0</u>	<u>0</u>	<u>0</u>
	<i>Capital Outlay</i>		
	<u>161,933</u>	<u>165,673</u>	<u>179,290</u>
	<b><i>Justice of the Peace #6</i></b>		

**SAN PATRICIO COUNTY, TEXAS  
GENERAL FUND  
BUDGET 2019**

	2017 <u>ACTUAL</u>	2018 <u>ESTIMATE</u>	2019 <u>BUDGET</u>
<b>478</b>	<b><i>Justice of the Peace #8</i></b>		
101	\$ 52,252	\$ 52,252	\$ 53,820
110	20,990	22,880	23,556
185	780	780	780
190	677	749	821
195	0	19	0
210	17,528	17,800	19,104
220	5,609	5,760	6,041
230	7,858	8,319	8,798
250	9	41	95
260	125	184	229
	<u>105,827</u>	<u>108,784</u>	<u>113,244</u>
	<i>Personal Services</i>		
312	585	530	1,000
321	0	0	200
332	0	0	400
410	0	1,054	4,000
434	0	0	100
441	10,500	11,700	12,800
520	552	543	1,000
530	0	111	0
538	737	1,234	1,500
580	2,553	2,730	3,500
598	0	50	100
	<u>14,928</u>	<u>17,952</u>	<u>24,600</u>
	<i>Other Services and Charges</i>		
610	1,249	3,014	3,000
650	620	0	1,500
	<u>1,869</u>	<u>3,014</u>	<u>4,500</u>
	<i>Supplies</i>		
740	0	0	0
	<u>0</u>	<u>0</u>	<u>0</u>
	<i>Capital Outlay</i>		
	<u>122,624</u>	<u>129,750</u>	<u>142,344</u>
	<b><i>Justice of the Peace #8</i></b>		
<b>490</b>	<b><i>Judiciary Support</i></b>		
352	4,459	10,000	10,000
520	5	4	7
	<u>4,464</u>	<u>10,004</u>	<u>10,007</u>
	<i>Other Services and Charges</i>		
	<u>4,464</u>	<u>10,004</u>	<u>10,007</u>
	<b><i>Judiciary Support</i></b>		
	<u>3,359,904</u>	<u>3,567,224</u>	<u>3,822,196</u>
	<b><i>JUDICIAL</i></b>		

**SAN PATRICIO COUNTY, TEXAS  
GENERAL FUND  
BUDGET 2019**

	2017 <u>ACTUAL</u>	2018 <u>ESTIMATE</u>	2019 <u>BUDGET</u>
<b>500</b>			
<b>County Attorney</b>			
101 Elected Officials	\$ 140,000	\$ 140,000	\$ 140,000
110 Regular Employees	338,414	350,966	379,467
115 Temporary Employees	0	0	0
185 Phone Allowance	2,580	2,580	2,700
190 Longevity Pay	4,097	5,180	8,038
195 Overtime	15,753	19,809	5,500
210 Group Insurance	60,319	66,133	76,416
220 Social Security Taxes	36,636	37,777	40,982
230 Retirement Contributions	52,758	55,334	59,679
250 Unemployment Insurance	379	699	1,579
260 Workers' Compensation Ins	204	166	227
<i>Personal Services</i>	<u>651,140</u>	<u>678,644</u>	<u>714,588</u>
312 Conference and Assoc Dues	5,870	5,230	7,500
330 Pre-Employment Physicals	324	100	150
430 Building Repairs/Maint	441	0	0
434 Equipment Repairs/Maint	2,224	1,678	5,000
520 Insurance/Bond Premiums	3,632	1,735	2,500
530 Telephone	0	0	0
538 Postage	1,504	2,560	4,000
540 Public Notices	1,056	750	1,500
580 Travel	10,032	5,946	8,000
598 Misc Services & Charges	2,102	2,661	2,500
<i>Other Services and Charges</i>	<u>27,186</u>	<u>20,660</u>	<u>31,150</u>
610 General Supplies	8,480	9,936	12,000
641 Books, Subscriptions	2,003	1,407	2,500
650 NCO Furniture/Equipment	6,146	1,000	2,000
<i>Supplies</i>	<u>16,629</u>	<u>12,343</u>	<u>16,500</u>
740 Machinery and Equipment	0	0	0
<i>Capital Outlay</i>	<u>0</u>	<u>0</u>	<u>0</u>
<b>County Attorney</b>	<u>694,956</u>	<u>711,647</u>	<u>762,238</u>
<b>505</b>			
<b>Litigation</b>			
321 Other Costs of Court	0	0	50
332 Attorney Fees	36,117	46,460	51,200
336 Engineering/Architectural	0	0	0
341 Other Professional Services	0	9,000	10,000
520 Insurance/Bond Premiums	52	145	150
598 Misc Services & Charges	4,784	40,500	45,000
<i>Other Services and Charges</i>	<u>40,953</u>	<u>96,105</u>	<u>106,400</u>
<b>Litigation</b>	<u>40,953</u>	<u>96,105</u>	<u>106,400</u>

**SAN PATRICIO COUNTY, TEXAS  
GENERAL FUND  
BUDGET 2019**

	2017 <u>ACTUAL</u>	2018 <u>ESTIMATE</u>	2019 <u>BUDGET</u>
<b>510 Gov't Affairs/PIO</b>			
110 Regular Employees	\$ 58,680	\$ 81,370	\$ 83,811
115 Temporary Employees		0	0
185 Phone Allowance	450	600	600
190 Longevity Pay	0	27	720
195 Overtime	0	0	0
210 Group Insurance	5,112	8,764	9,552
220 Social Security Taxes	4,523	6,273	6,513
230 Retirement Contributions	6,220	8,897	9,484
250 Unemployment Insurance	154	148	341
260 Workers' Compensation Ins	0	26	34
<i>Personal Services</i>	<u>75,140</u>	<u>106,105</u>	<u>111,055</u>
312 Conference and Assoc Dues	0	910	2,400
330 Pre-Employment Physicals	0	0	100
520 Insurance/Bond Premiums	0	49	400
530 Telephone	0	1,403	1,500
580 Travel	0	900	2,000
598 Misc Services & Charges	0	5,959	200
<i>Other Services and Charges</i>	<u>0</u>	<u>9,221</u>	<u>6,600</u>
610 General Supplies	0	250	1,000
698 Other Supplies	0	250	500
<i>Supplies</i>	<u>0</u>	<u>500</u>	<u>1,500</u>
<b>Gov't Affairs/PIO</b>	<u>75,140</u>	<u>115,826</u>	<u>119,155</u>
<b>LEGAL</b>	<u>811,049</u>	<u>923,578</u>	<u>987,793</u>

**SAN PATRICIO COUNTY, TEXAS  
GENERAL FUND  
BUDGET 2019**

	2017 <u>ACTUAL</u>	2018 <u>ESTIMATE</u>	2019 <u>BUDGET</u>
<b>520</b>			
<b><i>Elections Administration</i></b>			
110 Regular Employees	\$ 133,373	\$ 139,297	\$ 164,385
115 Temporary Employees	25,731	44,521	48,190
185 Phone Allowance	1,380	1,930	1,980
190 Longevity Pay	941	960	1,457
195 Overtime	4,151	11,739	10,000
210 Group Insurance	33,314	35,497	40,118
220 Social Security Taxes	12,216	14,812	17,289
230 Retirement Contributions	16,177	18,513	25,179
250 Unemployment Insurance	429	361	906
260 Workers' Compensation Ins	450	528	657
<i>Personal Services</i>	<u>228,162</u>	<u>268,158</u>	<u>310,161</u>
312 Conference and Assoc Dues	5,764	2,100	5,000
330 Pre-Employment Physicals	112	216	400
434 Equipment Repairs/Maint	9,357	4,500	5,000
441 Building/Office Rental	0	0	0
442 Vehicle/Equipment Rental	0	0	0
460 Software License/Support	36,270	41,526	62,500
520 Insurance/Bond Premiums	1,263	1,013	1,800
530 Telephone	5,815	4,966	3,800
538 Postage	14,927	14,763	15,000
540 Public Notices	2,414	4,712	6,000
580 Travel	8,521	4,928	6,000
598 Misc Services & Charges	3,480	1,584	3,000
<i>Other Services and Charges</i>	<u>87,921</u>	<u>80,308</u>	<u>108,500</u>
610 General Supplies	20,151	34,895	38,000
650 NCO Furniture/Equipment	13,434	4,667	5,000
<i>Supplies</i>	<u>33,585</u>	<u>39,562</u>	<u>43,000</u>
740 Machinery and Equipment	407,566	61,536	50,000
<i>Supplies</i>	<u>407,566</u>	<u>61,536</u>	<u>50,000</u>
<b><i>Elections Administration</i></b>	<u>757,234</u>	<u>449,564</u>	<u>511,661</u>
<b><i>ELECTIONS</i></b>	<u>757,234</u>	<u>449,564</u>	<u>511,661</u>

**SAN PATRICIO COUNTY, TEXAS  
GENERAL FUND  
BUDGET 2019**

	2017 <u>ACTUAL</u>	2018 <u>ESTIMATE</u>	2019 <u>BUDGET</u>
<b>540</b>	<b>County Auditor</b>		
102	\$ 107,217	\$ 112,578	\$ 123,674
110	445,704	444,077	584,887
115	0	0	16,147
185	780	780	780
190	4,481	4,307	4,664
195	25,927	28,263	800
210	90,854	89,238	114,624
220	43,042	42,428	55,918
230	61,448	63,311	79,628
250	229	1,052	2,925
260	830	1,724	2,120
	<u>780,511</u>	<u>787,758</u>	<u>986,167</u>
	<i>Personal Services</i>		
312	5,892	5,056	7,500
330	81	100	200
341	138	914	1,000
432	1,953	1,720	3,000
434	100	1,250	2,000
442	1,699	1,528	1,725
520	2,384	2,254	2,500
530	456	457	460
538	1,099	588	1,000
540	25	250	500
580	10,846	8,571	11,000
598	0	150	300
	<u>24,673</u>	<u>22,838</u>	<u>31,185</u>
	<i>Other Services and Charges</i>		
610	3,015	4,724	3,500
626	621	593	850
627	0	400	800
641	42	200	400
650	1,819	2,500	5,000
	<u>5,498</u>	<u>8,417</u>	<u>10,550</u>
	<i>Supplies</i>		
740	0	0	0
	<u>0</u>	<u>0</u>	<u>0</u>
	<i>Capital Outlay</i>		
	<u>810,681</u>	<u>819,013</u>	<u>1,027,902</u>
	<b>County Auditor</b>		



**SAN PATRICIO COUNTY, TEXAS  
GENERAL FUND  
BUDGET 2019**

	2017 <u>ACTUAL</u>	2018 <u>ESTIMATE</u>	2019 <u>BUDGET</u>
<b>542</b>	<b>County Treasurer</b>		
101	\$ 66,127	\$ 68,250	\$ 69,704
110	86,932	89,888	92,584
115	0	0	0
185	780	780	780
190	1,034	956	2,438
195	3,228	1,734	3,500
210	34,565	36,688	38,208
220	11,170	11,484	12,930
230	16,632	17,566	18,828
250	120	291	392
260	398	394	490
	<u>220,986</u>	<u>228,031</u>	<u>239,854</u>
	<i>Personal Services</i>		
312	1,844	2,458	2,500
330	0	0	100
434	0	250	500
520	847	673	1,000
530	0	0	0
538	3,821	4,496	4,500
580	6,091	6,194	6,500
598	62	1,250	2,500
	<u>12,665</u>	<u>15,321</u>	<u>17,600</u>
	<i>Other Services and Charges</i>		
610	4,170	2,695	5,000
650	892	1,250	2,500
	<u>5,062</u>	<u>3,945</u>	<u>7,500</u>
	<i>Supplies</i>		
740	0	0	0
	<u>0</u>	<u>0</u>	<u>0</u>
	<i>Capital Outlay</i>		
	<u>238,713</u>	<u>247,297</u>	<u>264,954</u>
	<b>County Treasurer</b>		

**SAN PATRICIO COUNTY, TEXAS  
GENERAL FUND  
BUDGET 2019**

	2017 <u>ACTUAL</u>	2018 <u>ESTIMATE</u>	2019 <u>BUDGET</u>
<b>544 Tax Assessor-Collector</b>			
101 Elected Officials	\$ 67,674	\$ 67,674	\$ 69,704
110 Regular Employees	219,884	221,856	255,741
115 Temporary Employees	12,468	13,637	9,142
185 Phone Allowance	780	780	780
190 Longevity Pay	1,919	2,120	3,050
195 Overtime	1,393	4,936	5,000
210 Group Insurance	56,451	65,097	95,520
220 Social Security Taxes	22,003	23,957	26,270
230 Retirement Contributions	31,919	36,130	38,256
250 Unemployment Insurance	118	458	1,089
260 Workers' Compensation Ins	710	792	996
<i>Personal Services</i>	<u>415,316</u>	<u>437,437</u>	<u>505,548</u>
312 Conference and Assoc Dues	965	1,100	2,000
330 Pre-Employment Physicals	729	81	500
341 Other Professional Services	25,630	29,982	35,000
434 Equipment Repairs/Maint	422	668	668
442 Vehicle/Equipment Rental	2,807	4,005	2,832
460 Software License/Support	0	0	235,102
520 Insurance/Bond Premiums	1,444	2,412	1,800
530 Telephone	0	0	0
538 Postage	19,408	22,894	25,000
580 Travel	5,356	1,049	5,000
598 Misc Services & Charges	32	0	0
<i>Other Services and Charges</i>	<u>56,792</u>	<u>62,191</u>	<u>307,902</u>
610 General Supplies	11,005	7,107	15,000
650 NCO Furniture/Equipment	0	0	0
<i>Supplies</i>	<u>11,005</u>	<u>7,107</u>	<u>15,000</u>
740 Machinery and Equipment	0	0	0
<i>Capital Outlay</i>	<u>0</u>	<u>0</u>	<u>0</u>
<b>Tax Assessor-Collector</b>	<u>483,113</u>	<u>506,735</u>	<u>828,450</u>

**SAN PATRICIO COUNTY, TEXAS  
GENERAL FUND  
BUDGET 2019**

	2017 <u>ACTUAL</u>	2018 <u>ESTIMATE</u>	2019 <u>BUDGET</u>
<b>546</b>	<b><i>Auto Registration</i></b>		
110	\$ 230,535	\$ 257,065	\$ 279,845
115	0	0	0
190	1,073	1,275	1,714
195	1,219	2,508	1,000
210	86,004	79,864	105,072
220	17,301	17,953	21,618
230	24,493	26,740	31,476
250	112	461	1,132
260	724	629	822
	<u>361,460</u>	<u>386,495</u>	<u>442,679</u>
312	0	0	250
330	405	81	184
434	0	150	300
442	1,022	4,668	7,500
520	1,185	3,264	1,950
530	0	0	0
538	6,682	9,532	11,000
580	683	424	1,500
598	0	0	0
	<u>9,976</u>	<u>18,119</u>	<u>22,684</u>
610	530	500	1,000
650	0	0	0
	<u>530</u>	<u>500</u>	<u>1,000</u>
740	0	0	0
	<u>0</u>	<u>0</u>	<u>0</u>
	<u>371,966</u>	<u>405,114</u>	<u>466,363</u>
<b>548</b>	<b><i>Central Appraisal District</i></b>		
326	393,968	553,443	630,000
	<u>393,968</u>	<u>553,443</u>	<u>630,000</u>
	<u>393,968</u>	<u>553,443</u>	<u>630,000</u>
	<u>2,298,441</u>	<u>2,531,602</u>	<u>3,217,669</u>



**SAN PATRICIO COUNTY, TEXAS  
GENERAL FUND  
BUDGET 2019**

	2017 <u>ACTUAL</u>	2018 <u>ESTIMATE</u>	2019 <u>BUDGET</u>
<b>582 Courthouse</b>			
110 Regular Employees	\$ 140,809	\$ 145,937	\$ 174,111
115 Temporary Employees	0	0	0
185 Phone Allowance	450	600	600
190 Longevity Pay	1,550	1,617	1,944
195 Overtime	2,787	1,004	2,000
210 Group Insurance	50,858	45,045	65,909
220 Social Security Taxes	10,225	9,950	13,668
230 Retirement Contributions	15,317	15,004	19,902
250 Unemployment Insurance	64	268	714
260 Workers' Compensation Ins	3,239	4,117	5,074
<i>Personal Services</i>	<u>225,298</u>	<u>223,542</u>	<u>283,922</u>
330 Pre-Employment Physicals	162	0	150
336 Engineering/Architectural	188	6,000	15,000
410 Utilities	86,812	76,563	100,000
424 Grounds Maintenance	0	0	0
430 Building Repairs/Maint	26,567	37,965	30,000
434 Equipment Repairs/Maint	6,854	159,904	20,000
442 Vehicle/Equipment Rental	0	0	0
450 Construction Services	0	40,000	110,000
520 Insurance/Bond Premiums	52,291	49,287	76,000
530 Telephone	3,163	2,301	3,000
538 Postage	14	47	50
540 Public Notices	0	0	0
598 Misc Services & Charges	3,834	5,150	4,000
<i>Other Services and Charges</i>	<u>179,883</u>	<u>377,217</u>	<u>358,200</u>
602 Repair Materials	394	1,518	3,000
604 Repair Parts	879	2,596	3,000
610 General Supplies	18,078	12,434	22,500
626 Fuel, Oil, Lubricants	2,470	4,218	2,800
627 Automotive Supplies	0	250	500
650 NCO Furniture/Equipment	0	0	0
698 Other Supplies	94	1,000	0
<i>Supplies</i>	<u>21,916</u>	<u>22,016</u>	<u>31,800</u>
740 Machinery and Equipment	0	0	0
<i>Capital Outlay</i>	<u>0</u>	<u>0</u>	<u>0</u>
<b>Courthouse</b>	<u>427,097</u>	<u>622,775</u>	<u>673,922</u>

**SAN PATRICIO COUNTY, TEXAS  
GENERAL FUND  
BUDGET 2019**

	2017 <u>ACTUAL</u>	2018 <u>ESTIMATE</u>	2019 <u>BUDGET</u>
<b>584</b>	<b><i>Plymouth Courthouse Annex</i></b>		
110	\$ 19,538	\$ 23,881	\$ 24,871
190	324	168	205
195	187	279	500
210	8,764	8,764	9,552
220	1,528	1,663	1,956
230	2,109	2,594	2,849
250	5	43	102
260	544	665	726
	<u>33,000</u>	<u>38,057</u>	<u>40,761</u>
	<i>Personal Services</i>		
336	938	3,388	0
410	31,579	27,085	45,000
424	0	0	0
430	2,842	21,097	25,000
434	1,033	18,065	20,000
450	64,666	18,253	0
520	8,509	8,185	13,000
530	2,970	2,164	2,160
598	2,626	2,509	2,500
	<u>115,162</u>	<u>100,746</u>	<u>107,660</u>
	<i>Other Services and Charges</i>		
602	286	437	1,500
604	330	500	1,500
610	4,938	2,693	6,500
626	109	1,212	300
650	0	0	0
698	0	0	0
	<u>5,662</u>	<u>4,842</u>	<u>9,800</u>
	<i>Supplies</i>		
740	0	0	0
	<u>0</u>	<u>0</u>	<u>0</u>
	<i>Capital Outlay</i>		
	<u>153,824</u>	<u>143,645</u>	<u>158,221</u>
	<b><i>Plymouth Courthouse Annex</i></b>		

**SAN PATRICIO COUNTY, TEXAS  
GENERAL FUND  
BUDGET 2019**

	2017 <u>ACTUAL</u>	2018 <u>ESTIMATE</u>	2019 <u>BUDGET</u>
<b>586</b>	<b><i>Law Enforcement Center</i></b>		
110	\$ 54,032	\$ 57,278	\$ 58,996
185	550	600	600
190	219	180	257
195	2,074	1,302	2,000
210	13,158	17,528	19,104
220	4,123	4,209	4,731
230	5,989	6,441	6,891
250	148	107	248
260	1,291	1,392	1,756
	<u>81,585</u>	<u>89,037</u>	<u>94,583</u>
	<i>Personal Services</i>		
330	0	0	150
410	199,840	186,427	250,000
430	20,789	68,013	30,000
432	514	250	500
434	61,695	142,181	155,000
450	0	2,500	5,000
520	46,731	45,218	60,000
598	5,396	6,376	4,000
	<u>334,965</u>	<u>450,965</u>	<u>504,650</u>
	<i>Other Services and Charges</i>		
602	1,948	1,313	2,000
604	6,631	1,712	6,000
610	5,446	2,343	6,500
626	893	4,113	900
698	0	0	0
	<u>14,918</u>	<u>9,481</u>	<u>15,400</u>
	<i>Supplies</i>		
	<u>431,468</u>	<u>549,483</u>	<u>614,633</u>
	<b><i>Law Enforcement Center</i></b>		
<b>588</b>	<b><i>Aransas Pass 225 W. Wheeler</i></b>		
110	\$ 12,419	\$ 12,792	\$ 13,176
190	164	198	326
195	0	0	0
210	4,411	4,416	9,552
220	963	994	1,033
230	1,324	1,410	1,504
250	11	46	54
260	282	311	383
	<u>19,573</u>	<u>20,167</u>	<u>26,028</u>
	<i>Personal Services</i>		
410	7,971	10,853	11,000
430	8,609	4,000	5,000
434	0	4,000	5,000
441	0	0	0
520	1,445	1,609	2,100
598	819	1,029	1,500
	<u>18,844</u>	<u>21,491</u>	<u>24,600</u>
	<i>Other Services and Charges</i>		
602	55	75	150
604	52	75	150
610	1,067	1,151	1,500
	<u>1,174</u>	<u>1,301</u>	<u>1,800</u>
	<i>Supplies</i>		
	<u>39,591</u>	<u>42,959</u>	<u>52,428</u>
	<b><i>Aransas Pass 225 W. Wheeler</i></b>		

**SAN PATRICIO COUNTY, TEXAS  
GENERAL FUND  
BUDGET 2019**

	2017 <u>ACTUAL</u>	2018 <u>ESTIMATE</u>	2019 <u>BUDGET</u>
<b>589</b>	<b><i>Aransas Pass 1212 W. Wheeler</i></b>		
410	\$ 2,908	\$ 4,053	\$ 5,000
423	0	0	0
424	0	0	0
430	49	2,000	2,500
434	27	2,000	2,500
450	0	30,000	0
520	10	0	0
530	0	0	0
598	600	895	1,000
	<u>3,594</u>	<u>38,948</u>	<u>11,000</u>
602	24	75	150
604	0	171	150
610	636	526	1,000
650	0	0	0
698	0	0	0
	<u>661</u>	<u>772</u>	<u>1,300</u>
740	0	0	0
	<u>0</u>	<u>0</u>	<u>0</u>
	<b><i>Aransas Pass 1212 W. Wheeler</i></b>	<b><i>4,255</i></b>	<b><i>39,720</i></b>
	<u>4,255</u>	<u>39,720</u>	<u>12,300</u>
<b>590</b>	<b><i>Mathis Annex</i></b>		
110	12,380	12,185	13,302
115	0	0	0
190	227	245	263
220	1,015	984	1,038
230	1,331	1,396	1,511
250	6	23	54
260	276	312	385
	<u>15,235</u>	<u>15,145</u>	<u>16,553</u>
410	17,109	17,180	20,000
430	336	22,562	5,000
434	9,850	7,221	8,000
520	2,197	2,112	3,150
598	873	1,124	1,000
	<u>30,365</u>	<u>50,199</u>	<u>37,150</u>
602	19	150	300
604	110	135	250
610	1,592	646	2,000
650	0	0	0
698	0	75	150
	<u>1,722</u>	<u>1,006</u>	<u>2,700</u>
740	0	0	0
	<u>0</u>	<u>0</u>	<u>0</u>
	<b><i>Mathis Annex</i></b>	<b><i>47,322</i></b>	<b><i>66,350</i></b>
	<u>47,322</u>	<u>66,350</u>	<u>56,403</u>



**SAN PATRICIO COUNTY, TEXAS  
GENERAL FUND  
BUDGET 2019**

	2017 <u>ACTUAL</u>	2018 <u>ESTIMATE</u>	2019 <u>BUDGET</u>
<b>592</b>	<b><i>Portland Annex</i></b>		
110	\$ 11,364	\$ 11,440	\$ 12,412
115	0	0	0
190	108	108	324
195	0	0	0
210	0	0	0
220	878	918	974
230	1,207	1,303	1,419
250	7	22	51
260	272	293	362
	<u>13,835</u>	<u>14,084</u>	<u>15,542</u>
	<i>Personal Services</i>		
410	7,059	7,216	8,250
430	227	4,000	5,000
434	25	2,500	3,000
520	1,707	1,658	2,800
598	660	660	1,000
	<u>9,678</u>	<u>16,034</u>	<u>20,050</u>
	<i>Other Services and Charges</i>		
602	7	100	200
604	51	150	300
610	1,685	931	1,500
	<u>1,743</u>	<u>1,181</u>	<u>2,000</u>
	<i>Supplies</i>		
	<u>25,256</u>	<u>31,299</u>	<u>37,592</u>
	<b><i>Portland Annex</i></b>		
<b>594</b>	<b><i>Ingleside Health Clinic</i></b>		
110	12,419	12,792	13,176
190	0	0	398
195	0	0	0
210	4,353	4,348	9,552
220	950	979	1,039
230	1,307	1,388	1,512
250	0	0	54
260	282	312	385
	<u>19,311</u>	<u>19,819</u>	<u>26,116</u>
	<i>Personal Services</i>		
410	6,356	5,680	7,000
430	53	4,000	5,000
434	9,052	2,500	3,000
520	1,668	1,279	2,000
598	533	905	1,000
	<u>17,662</u>	<u>14,364</u>	<u>18,000</u>
	<i>Other Services and Charges</i>		
602	2	125	250
604	19	125	250
610	276	500	1,000
	<u>297</u>	<u>750</u>	<u>1,500</u>
	<i>Supplies</i>		
	<u>37,270</u>	<u>34,933</u>	<u>45,616</u>
	<b><i>Ingleside Health Clinic</i></b>		

**SAN PATRICIO COUNTY, TEXAS  
GENERAL FUND  
BUDGET 2019**

	2017 <u>ACTUAL</u>	2018 <u>ESTIMATE</u>	2019 <u>BUDGET</u>
<b>596</b>	<b><i>Harville Rd. Annex</i></b>		
410	\$ 1,188	\$ 1,101	\$ 1,000
430	0	2,021	3,000
434	44	3,000	3,500
450	0	0	0
520	811	783	1,300
530	0	33	
598	1,847	2,222	2,000
	<u>3,891</u>	<u>9,160</u>	<u>10,800</u>
	<i>Other Services and Charges</i>		
602	120	130	250
604	0	125	250
610	443	519	1,000
	<u>563</u>	<u>774</u>	<u>1,500</u>
	<b><i>Harville Rd. Annex</i></b>		
	<u>4,454</u>	<u>9,934</u>	<u>12,300</u>
<b>598</b>	<b><i>Restitution Center</i></b>		
336	0	0	2,500
430	0	50,000	22,000
434	0	0	22,500
520	7,113	6,875	11,000
598	0	0	1,500
	<u>7,113</u>	<u>56,875</u>	<u>59,500</u>
	<i>Other Services and Charges</i>		
602	0	0	750
604	0	0	750
610	0	0	3,500
626	0	0	300
	<u>0</u>	<u>0</u>	<u>5,300</u>
	<b><i>Restitution Center</i></b>		
	<u>7,113</u>	<u>56,875</u>	<u>64,800</u>
<b>600</b>	<b><i>Market St. Annex</i></b>		
410	13,106	13,029	19,000
430	2,105	4,242	5,000
434	3,214	9,180	10,000
520	3,244	3,007	5,000
598	659	1,301	1,800
	<u>22,328</u>	<u>30,759</u>	<u>40,800</u>
	<i>Other Services and Charges</i>		
602	0	113	200
604	31	158	250
610	1,249	1,027	2,000
	<u>1,280</u>	<u>1,298</u>	<u>2,450</u>
	<b><i>Market St. Annex</i></b>		
	<u>23,608</u>	<u>32,057</u>	<u>43,250</u>

**SAN PATRICIO COUNTY, TEXAS  
GENERAL FUND  
BUDGET 2019**

	2017 <u>ACTUAL</u>	2018 <u>ESTIMATE</u>	2019 <u>BUDGET</u>
<b>602 Vineyard St. Annex</b>			
110 Regular Employees	\$ 0	\$ 0	\$ 0
190 Longevity Pay	0	0	0
195 Overtime	0	0	4,000
210 Group Insurance	0	0	1,528
220 Social Security Taxes	0	0	306
230 Retirement Contributions	0	0	446
250 Unemployment Insurance	0	0	16
260 Workers' Compensation Ins	91	95	114
<i>Personal Services</i>	<u>91</u>	<u>95</u>	<u>6,410</u>
410 Utilities	8,046	5,808	15,000
430 Building Repairs/Maint	65	2,500	33,000
434 Equipment Repairs/Maint	91	4,000	5,000
520 Insurance/Bond Premiums	2,953	2,797	4,800
598 Misc Services & Charges	559	733	1,500
<i>Other Services and Charges</i>	<u>11,714</u>	<u>15,838</u>	<u>59,300</u>
602 Repair Materials	25	125	250
604 Repair Parts	0	150	300
610 General Supplies	425	293	500
650 NCO Furniture/Equipment	0	0	0
<i>Supplies</i>	<u>450</u>	<u>568</u>	<u>1,050</u>
740 Machinery and Equipment	0	0	0
<i>Capital Outlay</i>	<u>0</u>	<u>0</u>	<u>0</u>
<b>Vineyard St. Annex</b>	<u>12,256</u>	<u>16,501</u>	<u>66,760</u>
<b>604 San Patricio County Annex</b>			
410 Utilities	5,908	5,519	5,000
430 Building Repairs/Maint	17	2,500	3,000
434 Equipment Repairs/Maint	0	4,057	5,000
520 Insurance/Bond Premiums	794	766	2,000
598 Misc Services & Charges	900	1,186	800
<i>Other Services and Charges</i>	<u>7,619</u>	<u>14,028</u>	<u>15,800</u>
602 Repair Materials	0	126	250
604 Repair Parts	15	154	250
608 Signage	0	0	0
610 General Supplies	250	568	1,000
698 Other Supplies	0	0	0
<i>Supplies</i>	<u>265</u>	<u>848</u>	<u>1,500</u>
740 Machinery and Equipment	0	0	0
<i>Capital Outlay</i>	<u>0</u>	<u>0</u>	<u>0</u>
<b>San Patricio County Annex</b>	<u>7,883</u>	<u>14,876</u>	<u>17,300</u>

**SAN PATRICIO COUNTY, TEXAS  
GENERAL FUND  
BUDGET 2019**

	2017 <u>ACTUAL</u>	2018 <u>ESTIMATE</u>	2019 <u>BUDGET</u>
<b>606</b>	<b><i>East Market St. Annex</i></b>		
410	\$ 2,720	\$ 1,815	\$ 2,000
421	0	0	100
424	45	0	100
430	166	14,190	3,000
434	210	0	5,000
520	621	596	5,000
598	760	871	2,000
	<u>4,522</u>	<u>17,472</u>	<u>17,200</u>
	<i>Other Services and Charges</i>		
602	124	125	250
604	0	125	250
608	0	0	0
610	1,067	750	1,500
698	0	0	0
	<u>1,191</u>	<u>1,000</u>	<u>2,000</u>
	<i>Supplies</i>		
740	0	0	0
	<u>0</u>	<u>0</u>	<u>0</u>
	<i>Capital Outlay</i>		
	<u>5,714</u>	<u>18,472</u>	<u>19,200</u>
	<b><i>East Market St. Annex</i></b>		
<b>608</b>	<b><i>Odem Annex</i></b>		
410	0	0	5,000
421	0	0	0
424	0	0	0
430	0	0	2,500
434	0	0	2,500
520	0	0	1,000
598	0	0	1,000
	<u>0</u>	<u>0</u>	<u>12,000</u>
	<i>Other Services and Charges</i>		
602	0	0	200
604	0	0	200
608	0	0	500
610	0	0	1,000
698	0	0	0
	<u>0</u>	<u>0</u>	<u>1,900</u>
	<i>Supplies</i>		
740	0	0	0
	<u>0</u>	<u>0</u>	<u>0</u>
	<i>Capital Outlay</i>		
	<u>0</u>	<u>0</u>	<u>13,900</u>
	<b><i>Odem Annex</i></b>		
	<u>1,478,979</u>	<u>1,980,900</u>	<u>2,156,831</u>
	<b><i>PUBLIC FACILITIES</i></b>		

**SAN PATRICIO COUNTY, TEXAS  
GENERAL FUND  
BUDGET 2019**

	2017 <u>ACTUAL</u>	2018 <u>ESTIMATE</u>	2019 <u>BUDGET</u>
<b>650</b>	<b><i>Fire and Ambulance Service</i></b>		
511	\$ 236,970	\$ 237,000	\$ 237,000
512	188,982	184,000	189,000
520	205	185	600
	<u>426,156</u>	<u>421,185</u>	<u>426,600</u>
610	0	0	0
	<u>0</u>	<u>0</u>	<u>0</u>
740	0	0	0
	<u>0</u>	<u>0</u>	<u>0</u>
	<u>426,156</u>	<u>421,185</u>	<u>426,600</u>
<b>651</b>	<b><i>Constable Pct. #1</i></b>		
101	42,797	42,797	44,081
110	0	0	0
185	780	780	780
190	144	180	216
195	0	0	0
210	9,580	9,580	9,552
220	2,554	2,883	3,448
230	4,599	4,748	5,022
250	0	0	0
260	599	615	757
290	0	0	0
	<u>61,053</u>	<u>61,583</u>	<u>63,856</u>
312	560	1,000	3,000
432	931	415	1,000
434	0	0	1,000
442	0	200	400
520	867	1,107	1,460
530	0	0	0
538	0	150	300
580	1,631	750	1,500
598	671	264	500
	<u>4,659</u>	<u>3,886</u>	<u>9,160</u>
610	1,260	562	1,000
626	2,234	3,193	4,000
650	0	1,000	1,500
	<u>3,494</u>	<u>4,755</u>	<u>6,500</u>
740	23,458	0	0
	<u>23,458</u>	<u>0</u>	<u>0</u>
	<u>92,665</u>	<u>70,224</u>	<u>79,516</u>

**SAN PATRICIO COUNTY, TEXAS  
GENERAL FUND  
BUDGET 2019**

	2017 <u>ACTUAL</u>	2018 <u>ESTIMATE</u>	2019 <u>BUDGET</u>
<b>652</b>			
<b>Constable Pct. #2</b>			
101 Elected Officials	\$ 42,397	\$ 42,397	\$ 43,669
185 Phone Allowance	780	780	780
190 Longevity Pay	360	396	432
210 Group Insurance	9,580	9,580	9,552
220 Social Security Taxes	3,330	3,333	3,433
230 Retirement Contributions	4,580	4,728	5,000
260 Workers' Compensation Ins	596	612	754
290 Other Employee Benefits	0	0	0
<i>Personal Services</i>	<u>61,624</u>	<u>61,826</u>	<u>63,620</u>
312 Conference and Assoc Dues	360	300	1,000
432 Vehicle Repairs/Maint	275	1,894	2,000
434 Equipment Repairs/Maint	90	250	500
442 Vehicle/Equipment Rental	0	200	400
520 Insurance/Bond Premiums	1,093	954	1,200
530 Telephone	0	0	0
538 Postage	62	50	100
580 Travel	2,426	734	1,500
598 Misc Services & Charges	89	100	200
<i>Other Services and Charges</i>	<u>4,395</u>	<u>4,482</u>	<u>6,900</u>
610 General Supplies	130	500	1,000
626 Fuel, Oil, Lubricants	0	400	800
627 Automotive Supplies	0	250	500
650 NCO Furniture/Equipment	0	0	0
<i>Supplies</i>	<u>130</u>	<u>1,150</u>	<u>2,300</u>
740 Machinery and Equipment	0	0	0
<i>Capital Outlay</i>	<u>0</u>	<u>0</u>	<u>0</u>
<b>Constable Pct. #2</b>	<u>66,149</u>	<u>67,458</u>	<u>72,820</u>

**SAN PATRICIO COUNTY, TEXAS  
GENERAL FUND  
BUDGET 2019**

	2017 <u>ACTUAL</u>	2018 <u>ESTIMATE</u>	2019 <u>BUDGET</u>
<b>654 Constable Pct. #4</b>			
101 Elected Officials	\$ 42,397	\$ 42,397	\$ 43,669
110 Regular Employees	0	0	0
185 Phone Allowance	780	780	780
190 Longevity Pay	348	384	420
210 Group Insurance	8,764	8,764	9,552
220 Social Security Taxes	3,330	3,331	3,432
230 Retirement Contributions	4,579	4,725	4,998
250 Unemployment Insurance	0	0	0
260 Workers' Compensation Ins	596	612	754
290 Other Employee Benefits	0	0	0
<i>Personal Services</i>	<u>60,794</u>	<u>60,993</u>	<u>63,605</u>
312 Conference and Assoc Dues	0	120	200
432 Vehicle Repairs/Maint	2,758	1,500	3,000
434 Equipment Repairs/Maint	0	500	1,000
442 Vehicle/Equipment Rental	90	250	500
520 Insurance/Bond Premiums	854	1,325	1,262
530 Telephone	708	1,141	2,000
538 Postage	276	480	500
580 Travel	0	500	1,000
598 Misc Services & Charges	745	1,000	2,000
<i>Other Services and Charges</i>	<u>5,431</u>	<u>6,816</u>	<u>11,462</u>
610 General Supplies	359	757	2,500
626 Fuel, Oil, Lubricants	1,109	649	2,000
627 Automotive Supplies	2,197	1,507	3,000
650 NCO Furniture/Equipment	1,159	1,000	2,000
<i>Supplies</i>	<u>4,823</u>	<u>3,913</u>	<u>9,500</u>
740 Machinery and Equipment	0	750	1,500
<i>Capital Outlay</i>	<u>0</u>	<u>750</u>	<u>1,500</u>
<b>Constable Pct. #4</b>	<u>71,048</u>	<u>72,472</u>	<u>86,067</u>

**SAN PATRICIO COUNTY, TEXAS  
GENERAL FUND  
BUDGET 2019**

	2017 <u>ACTUAL</u>	2018 <u>ESTIMATE</u>	2019 <u>BUDGET</u>
<b>655 Constable Pct. #5</b>			
101 Elected Officials	\$ 41,275	\$ 42,397	\$ 43,669
110 Regular Employees	0	0	0
185 Phone Allowance	748	780	780
190 Longevity Pay	559	456	330
210 Group Insurance	11,519	8,764	9,552
220 Social Security Taxes	3,277	3,338	3,426
230 Retirement Contributions	4,480	4,734	4,988
250 Unemployment Insurance	0	0	0
260 Workers' Compensation Ins	601	616	752
290 Other Employee Benefits	0	0	0
<i>Personal Services</i>	<u>62,457</u>	<u>61,085</u>	<u>63,497</u>
312 Conference and Assoc Dues	60	60	100
432 Vehicle Repairs/Maint	1,735	211	2,000
434 Equipment Repairs/Maint	260	70	1,200
442 Vehicle/Equipment Rental	90	180	360
520 Insurance/Bond Premiums	901	832	1,000
530 Telephone	0	0	0
538 Postage	49	118	200
580 Travel	22	250	500
598 Misc Services & Charges	0	250	500
<i>Other Services and Charges</i>	<u>3,117</u>	<u>1,971</u>	<u>5,860</u>
610 General Supplies	220	350	700
626 Fuel, Oil, Lubricants	1,500	2,390	2,000
627 Automotive Supplies	0	500	1,000
650 NCO Furniture/Equipment	0	0	0
<i>Supplies</i>	<u>1,720</u>	<u>3,240</u>	<u>3,700</u>
740 Machinery and Equipment	0	0	0
<i>Capital Outlay</i>	<u>0</u>	<u>0</u>	<u>0</u>
<b>Constable Pct. #5</b>	<u>67,294</u>	<u>66,296</u>	<u>73,057</u>



**SAN PATRICIO COUNTY, TEXAS  
GENERAL FUND  
BUDGET 2019**

	2017 <u>ACTUAL</u>	2018 <u>ESTIMATE</u>	2019 <u>BUDGET</u>
<b>656</b>			
<b>Constable Pct. #6</b>			
101 Elected Officials	\$ 42,397	\$ 42,397	\$ 43,669
185 Phone Allowance	780	780	780
190 Longevity Pay	0	36	465
210 Group Insurance	7,303	8,764	9,552
220 Social Security Taxes	3,303	3,306	3,436
230 Retirement Contributions	4,542	4,689	5,003
260 Workers' Compensation Ins	597	612	755
290 Other Employee Benefits	0	0	0
<i>Personal Services</i>	<u>58,923</u>	<u>60,584</u>	<u>63,660</u>
312 Conference and Assoc Dues	110	60	150
432 Vehicle Repairs/Maint	1,316	1,860	2,500
434 Equipment Repairs/Maint	595	120	500
442 Vehicle/Equipment Rental	360	250	500
520 Insurance/Bond Premiums	995	981	1,000
530 Telephone	73	75	150
538 Postage	220	112	225
580 Travel	591	209	1,500
598 Misc Services & Charges	27	500	1,000
<i>Other Services and Charges</i>	<u>4,286</u>	<u>4,167</u>	<u>7,525</u>
610 General Supplies	3,311	450	1,500
626 Fuel, Oil, Lubricants	811	861	2,500
627 Automotive Supplies	0	250	500
650 NCO Furniture/Equipment	924	1,750	3,500
<i>Supplies</i>	<u>5,046</u>	<u>3,311</u>	<u>8,000</u>
740 Machinery and Equipment	0	0	0
<i>Capital Outlay</i>	<u>0</u>	<u>0</u>	<u>0</u>
<b>Constable Pct. #6</b>	<u>68,254</u>	<u>68,062</u>	<u>79,185</u>

**SAN PATRICIO COUNTY, TEXAS  
GENERAL FUND  
BUDGET 2019**

	2017 <u>ACTUAL</u>	2018 <u>ESTIMATE</u>	2019 <u>BUDGET</u>
<b>658 Constable Pct. #8</b>			
101 Elected Officials	\$ 42,397	\$ 42,397	\$ 43,669
110 Regular Employees	0	0	0
185 Phone Allowance	780	780	780
190 Longevity Pay	720	720	720
210 Group Insurance	8,764	8,764	9,552
220 Social Security Taxes	3,358	3,358	3,455
230 Retirement Contributions	4,618	4,763	5,032
260 Workers' Compensation Ins	602	617	759
290 Other Employee Benefits	0	0	0
<i>Personal Services</i>	<u>61,239</u>	<u>61,399</u>	<u>63,967</u>
312 Conference and Assoc Dues	60	210	1,000
432 Vehicle Repairs/Maint	3,391	1,754	3,500
434 Equipment Repairs/Maint	474	300	600
441 Building/Office Rental	1,800	2,400	3,600
442 Vehicle/Equipment Rental	417	500	1,000
520 Insurance/Bond Premiums	996	981	650
530 Telephone	0	0	0
538 Postage	0	75	150
580 Travel	1,214	1,364	1,000
598 Misc Services & Charges	1,116	250	500
<i>Other Services and Charges</i>	<u>9,468</u>	<u>7,834</u>	<u>12,000</u>
610 General Supplies	0	1,260	1,000
626 Fuel, Oil, Lubricants	1,066	2,071	2,000
627 Automotive Supplies	0	250	500
650 NCO Furniture/Equipment	0	2,321	1,000
<i>Supplies</i>	<u>1,066</u>	<u>5,902</u>	<u>4,500</u>
740 Machinery and Equipment	0	0	0
<i>Capital Outlay</i>	<u>0</u>	<u>0</u>	<u>0</u>
<b>Constable Pct. #8</b>	<u>71,773</u>	<u>75,135</u>	<u>80,467</u>

**SAN PATRICIO COUNTY, TEXAS  
GENERAL FUND  
BUDGET 2019**

	2017 <u>ACTUAL</u>	2018 <u>ESTIMATE</u>	2019 <u>BUDGET</u>
<b>660 County Sheriff</b>			
101 Elected Officials	\$ 83,082	\$ 83,082	\$ 85,574
110 Regular Employees	2,869,469	2,976,571	3,020,149
185 Phone Allowance	42,425	42,848	41,760
190 Longevity Pay	29,511	31,509	34,475
195 Overtime	382,715	347,170	80,000
210 Group Insurance	560,198	557,075	668,640
220 Social Security Taxes	253,334	255,116	249,539
230 Retirement Contributions	358,437	374,181	363,383
250 Unemployment Insurance	1,746	6,054	12,699
260 Workers' Compensation Ins	36,700	38,957	46,996
<i>Personal Services</i>	<u>4,617,617</u>	<u>4,712,563</u>	<u>4,603,215</u>
312 Conference and Assoc Dues	236	8,135	7,000
330 Pre-Employment Physicals	1,225	872	2,500
335 Hospital/Medical Services	6,202	3,094	7,000
341 Other Professional Services	350	556	1,000
410 Utilities	8,116	6,192	10,000
430 Building Repairs/Maint	902	3,950	5,000
432 Vehicle Repairs/Maint	59,346	79,937	65,000
434 Equipment Repairs/Maint	3,945	19,132	20,000
442 Vehicle/Equipment Rental	5,053	4,668	4,000
460 Software License/Support	1,668	7,265	4,000
520 Insurance/Bond Premiums	80,975	84,089	80,000
530 Telephone	10,191	9,149	15,000
538 Postage	19,676	14,034	23,000
540 Public Notices	0	500	3,000
580 Travel	16,492	9,207	10,000
597 Investigative Expense	1,300	500	1,000
598 Misc Services & Charges	38,396	29,580	18,000
<i>Other Services and Charges</i>	<u>254,075</u>	<u>280,860</u>	<u>275,500</u>
604 Repair Parts	747	5,626	4,000
610 General Supplies	30,694	25,874	40,000
626 Fuel, Oil, Lubricants	202,976	183,697	220,000
627 Automotive Supplies	22,539	23,917	45,000
650 NCO Furniture/Equipment	33,000	28,540	30,000
698 Other Supplies	8,033	12,135	20,000
<i>Supplies</i>	<u>297,988</u>	<u>279,789</u>	<u>359,000</u>
740 Machinery and Equipment	<u>321,459</u>	<u>344,810</u>	<u>350,000</u>
<i>Capital Outlay</i>	<u>321,459</u>	<u>344,810</u>	<u>350,000</u>
<b>County Sheriff</b>	<u>5,491,139</u>	<u>5,618,022</u>	<u>5,587,715</u>

**SAN PATRICIO COUNTY, TEXAS  
GENERAL FUND  
BUDGET 2019**

	2017 <u>ACTUAL</u>	2018 <u>ESTIMATE</u>	2019 <u>BUDGET</u>
<b>662 Highway Patrol</b>			
312 Conference and Assoc Dues	\$ 0	\$ 0	\$ 0
330 Pre-Employment Physicals	0	0	0
434 Equipment Repairs/Maint	0	0	1,000
442 Vehicle/Equipment Rental	51,896	4,855	9,503
520 Insurance/Bond Premiums	0	6	0
530 Telephone	1,563	0	0
538 Postage	214	0	0
598 Misc Services & Charges	0	0	0
<i>Other Services and Charges</i>	<u>53,673</u>	<u>4,861</u>	<u>10,503</u>
610 General Supplies	190	304	1,500
650 NCO Furniture/Equipment	0	1,700	1,700
<i>Supplies</i>	<u>190</u>	<u>2,004</u>	<u>3,200</u>
720 Buildings	0	0	0
740 Machinery and Equipment	0	0	0
<i>Capital Outlay</i>	<u>0</u>	<u>0</u>	<u>0</u>
<b>Highway Patrol</b>	<u>53,864</u>	<u>6,865</u>	<u>13,703</u>
<b>664 PSAP Coordinator/E911</b>			
110 Regular Employees	34,738	35,780	36,853
185 Phone Allowance	780	780	780
190 Longevity Pay	354	390	711
195 Overtime	3,492	963	500
210 Group Insurance	8,764	8,764	9,552
220 Social Security Taxes	2,906	2,768	2,971
230 Retirement Contributions	4,141	4,075	4,328
250 Unemployment Insurance	24	68	155
260 Workers' Compensation Ins	83	91	112
<i>Personal Services</i>	<u>55,282</u>	<u>53,679</u>	<u>55,962</u>
312 Conference and Assoc Dues	1,890	3,134	4,000
330 Pre-Employment Physicals	0	0	0
432 Vehicle Repairs/Maint	1,791	1,007	2,000
520 Insurance/Bond Premiums	144	135	250
530 Telephone	0	0	500
538 Postage	32	45	100
540 Public Notices	0	50	100
580 Travel	3,222	6,546	5,000
598 Misc Services & Charges	754	1,934	1,000
<i>Other Services and Charges</i>	<u>7,833</u>	<u>12,851</u>	<u>12,950</u>
610 General Supplies	2,417	1,021	3,000
626 Fuel, Oil, Lubricants	0	1,500	3,000
627 Automotive Supplies	0	500	1,000
650 NCO Furniture/Equipment	3,501	7,909	8,500
<i>Supplies</i>	<u>5,918</u>	<u>10,930</u>	<u>15,500</u>
740 Machinery and Equipment	0	0	0
<i>Capital Outlay</i>	<u>0</u>	<u>0</u>	<u>0</u>
<b>PSAP Coordinator/E911</b>	<u>69,033</u>	<u>77,460</u>	<u>84,412</u>

**SAN PATRICIO COUNTY, TEXAS  
GENERAL FUND  
BUDGET 2019**

	2017 <u>ACTUAL</u>	2018 <u>ESTIMATE</u>	2019 <u>BUDGET</u>	
<b>680</b>				
110	Regular Employees	\$ 1,711,780	\$ 1,636,889	\$ 1,884,648
115	Temporary Employees	0	0	0
185	Phone Allowance	3,963	4,198	3,360
190	Longevity Pay	12,165	12,603	17,454
195	Overtime	216,450	235,563	20,000
210	Group Insurance	380,551	350,270	468,048
220	Social Security Taxes	145,826	140,313	147,302
230	Retirement Contributions	204,579	203,068	214,499
250	Unemployment Insurance	3,911	3,368	7,706
260	Workers' Compensation Ins	24,197	25,211	31,089
	<i>Personal Services</i>	<u>2,703,422</u>	<u>2,611,483</u>	<u>2,794,106</u>
312	Conference and Assoc Dues	300	1,550	3,000
324	Administrative Costs	4,346	3,485	4,000
330	Pre-Employment Physicals	2,359	2,567	4,000
331	Physician Services	0	24,302	0
335	Hospital/Medical Services	297,835	111,129	300,000
337	Outpatient Hospital Svcs	0	2,180	0
338	Mobile X-Ray	0	24,373	0
341	Other Professional Services	0	58,800	0
363	Dental Care	0	17,177	0
430	Building Repairs/Maint	151,737	163,206	170,000
432	Vehicle Repairs/Maint	635	1,434	1,000
434	Equipment Repairs/Maint	10,624	10,853	50,000
442	Vehicle/Equipment Rental	3,736	13,661	15,000
512	Ambulance Service Fees	0	17,596	0
520	Insurance/Bond Premiums	28,724	25,265	30,000
540	Public Notices	300	500	1,000
580	Travel	0	4,538	4,000
586	Prisoner Transportation	7,008	4,000	8,000
598	Misc Services & Charges	9,781	12,884	10,000
	<i>Other Services and Charges</i>	<u>517,385</u>	<u>499,500</u>	<u>600,000</u>
602	Repair Materials	6,781	3,500	10,000
610	General Supplies	117,989	93,885	130,000
630	Food	281,286	281,030	300,000
650	NCO Furniture/Equipment	221	25,000	25,000
661	Prescription Drugs	312	50,937	0
	<i>Supplies</i>	<u>406,589</u>	<u>454,352</u>	<u>465,000</u>
740	Machinery and Equipment	<u>23,553</u>	<u>20,000</u>	<u>28,000</u>
	<i>Capital Outlay</i>	<u>23,553</u>	<u>20,000</u>	<u>28,000</u>
	<b>Corrections</b>	<u>3,650,949</u>	<u>3,585,335</u>	<u>3,887,106</u>

**SAN PATRICIO COUNTY, TEXAS  
GENERAL FUND  
BUDGET 2019**

	2017 <u>ACTUAL</u>	2018 <u>ESTIMATE</u>	2019 <u>BUDGET</u>
<b>682</b>	<b><i>Juvenile Detention Center</i></b>		
110	\$ 421,715	\$ 434,669	\$ 522,448
115	104,458	105,666	94,183
185	600	600	600
190	2,005	2,011	4,902
195	12,962	14,619	15,000
210	85,181	80,229	119,400
220	40,655	41,566	48,742
230	56,764	60,065	70,976
250	1,345	1,044	2,548
260	5,307	9,047	10,704
	<u>730,993</u>	<u>749,516</u>	<u>889,503</u>
	<i>Personal Services</i>		
312	2,415	2,184	4,000
330	972	149	2,600
335	16,583	17,198	25,000
341	680	2,900	5,800
342	2,450	1,000	2,000
410	26,223	22,259	35,000
430	26,140	22,740	30,500
432	1,294	2,545	4,000
434	4,936	2,685	10,000
442	2,635	3,711	4,000
520	16,626	12,720	18,500
530	466	458	600
538	527	1,350	2,700
580	4,664	3,000	4,000
	<u>106,610</u>	<u>94,899</u>	<u>148,700</u>
	<i>Other Services and Charges</i>		
602	0	0	0
604	0	0	500
610	22,055	17,740	25,000
626	22	3,250	6,500
627	0	200	400
630	23,343	24,690	30,000
650	0	3,250	6,500
	<u>45,420</u>	<u>6,500</u>	<u>68,900</u>
	<i>Supplies</i>		
730	0	0	0
740	0	6,500	6,500
	<u>0</u>	<u>6,500</u>	<u>6,500</u>
	<i>Capital Outlay</i>		
	<u>883,023</u>	<u>857,415</u>	<u>1,113,603</u>
	<b><i>Juvenile Detention Center</i></b>		

**SAN PATRICIO COUNTY, TEXAS  
GENERAL FUND  
BUDGET 2019**

	2017 <u>ACTUAL</u>	2018 <u>ESTIMATE</u>	2019 <u>BUDGET</u>
<b>690</b>	<b><i>Adult/Juvenile Probation</i></b>		
101	\$ 34,500	\$ 34,500	\$ 34,500
210	900	900	1,433
220	2,541	2,624	2,640
230	3,630	3,743	3,845
250	0	0	0
	<u>41,571</u>	<u>41,767</u>	<u>42,418</u>
	<i>Personal Services</i>		
520	573	559	800
591	41,743	40,033	38,534
592	982,785	0	531,256
598	0	0	0
	<u>1,025,101</u>	<u>40,592</u>	<u>570,590</u>
	<i>Other Services and Charges</i>		
	<u>1,066,672</u>	<u>82,359</u>	<u>613,008</u>
	<b><i>Adult/Juvenile Probation</i></b>		
	<u>12,078,020</u>	<u>11,068,288</u>	<u>12,197,259</u>
	<b><i>PUBLIC SAFETY</i></b>		
<b>700</b>	<b><i>Citizen Collection Stations</i></b>		
410	214	172	1,000
421	83,383	130,944	110,000
424	0	225	2,000
432	0	0	0
434	1,192	0	0
442	0	0	0
450	392	4,431	0
520	48	43	130
	<u>85,227</u>	<u>135,815</u>	<u>113,130</u>
	<i>Other Services and Charges</i>		
740	0	0	0
	<u>0</u>	<u>0</u>	<u>0</u>
	<i>Capital Outlay</i>		
	<u>85,227</u>	<u>135,815</u>	<u>113,130</u>
	<b><i>Citizen Collection Stations</i></b>		
	<u>85,227</u>	<u>135,815</u>	<u>113,130</u>
	<b><i>ENVIRONMENTAL PROTECTION</i></b>		

**SAN PATRICIO COUNTY, TEXAS  
GENERAL FUND  
BUDGET 2019**

	2017 <u>ACTUAL</u>	2018 <u>ESTIMATE</u>	2019 <u>BUDGET</u>
<b>735</b>	<b><i>Health Department</i></b>		
102	\$ 56,648	\$ 58,348	\$ 60,097
110	0	0	0
115	0	0	0
185	0	0	0
190	0	0	0
195	3,160	0	0
210	0	0	0
220	4,575	4,464	4,597
230	6,292	6,331	6,695
250	32	105	240
260	96	115	144
	<u>70,803</u>	<u>69,363</u>	<u>71,773</u>
	<i>Personal Services</i>		
312	0	0	500
330	0	0	0
341	0	1,000	2,000
421	0	0	0
432	0	0	0
434	0	0	0
442	0	0	0
520	3,974	3,930	2,000
530	410	344	800
538	0	100	200
540	0	250	500
580	0	250	500
598	100	425	850
	<u>4,484</u>	<u>6,299</u>	<u>7,350</u>
	<i>Other Services and Charges</i>		
610	0	250	500
626	0	0	0
627	0	0	0
641	0	100	200
650	0	0	0
698	7,176	250	500
	<u>7,176</u>	<u>600</u>	<u>1,200</u>
	<i>Supplies</i>		
740	0	0	0
	<u>0</u>	<u>0</u>	<u>0</u>
	<i>Capital Outlay</i>		
	<u>82,463</u>	<u>76,262</u>	<u>80,323</u>
	<b><i>Health Department</i></b>		
<b>736</b>	<b><i>Regional Health Awareness Board</i></b>		
520	0	0	0
598	10,500	10,581	21,000
	<u>10,500</u>	<u>10,581</u>	<u>21,000</u>
	<i>Other Services and Charges</i>		
	<u>10,500</u>	<u>10,581</u>	<u>21,000</u>
	<b><i>Regional Health Awareness Board</i></b>		



**SAN PATRICIO COUNTY, TEXAS  
GENERAL FUND  
BUDGET 2019**

	2017 <u>ACTUAL</u>	2018 <u>ESTIMATE</u>	2019 <u>BUDGET</u>
<b>737</b>	<b><i>Environmental Health</i></b>		
110	\$ 171,747	\$ 185,305	\$ 211,308
185	2,400	2,750	3,000
190	1,197	1,230	1,537
195	2,549	1,935	2,000
210	44,636	37,338	47,760
220	12,935	13,261	16,665
230	18,714	19,990	24,269
250	84	332	871
260	507	449	588
	<u>254,769</u>	<u>262,590</u>	<u>307,998</u>
	<i>Personal Services</i>		
312	3,749	1,920	3,500
330	0	81	200
421	0	2,500	5,000
432	902	2,587	5,000
442	0	0	0
520	786	560	1,200
530	0	0	125
538	2,239	1,288	3,000
580	3,508	2,411	4,500
598	1,320	1,391	1,200
	<u>12,504</u>	<u>12,738</u>	<u>23,725</u>
	<i>Other Services and Charges</i>		
610	4,000	4,099	5,000
626	4,174	5,873	7,000
627	123	250	1,000
650	1,863	2,932	4,000
698	0	0	0
	<u>10,160</u>	<u>13,154</u>	<u>17,000</u>
	<i>Supplies</i>		
740	23,114	0	0
	<u>23,114</u>	<u>0</u>	<u>0</u>
	<i>Capital Outlay</i>		
	<u>300,548</u>	<u>288,482</u>	<u>348,723</u>
	<b><i>Environmental Health</i></b>		

**SAN PATRICIO COUNTY, TEXAS  
GENERAL FUND  
BUDGET 2019**

	2017 <u>ACTUAL</u>	2018 <u>ESTIMATE</u>	2019 <u>BUDGET</u>
<b>742</b>	<b><i>Animal Control</i></b>		
110	\$ 67,529	\$ 70,631	\$ 72,749
185	1,200	1,200	1,200
190	813	864	911
195	2,577	1,628	5,000
210	18,344	18,344	19,104
220	4,793	4,953	6,110
230	7,587	8,079	8,896
250	44	134	319
260	1,319	2,178	2,676
	<u>104,206</u>	<u>108,011</u>	<u>116,965</u>
	<i>Personal Services</i>		
312	900	750	2,500
322	7,693	10,696	35,000
330	0	0	100
421	0	500	1,000
432	963	6,303	2,500
442	180	150	300
520	588	690	1,350
530	0	0	60
538	539	300	600
580	1,192	1,987	2,500
598	1,452	500	1,000
	<u>13,506</u>	<u>21,876</u>	<u>46,910</u>
	<i>Other Services and Charges</i>		
610	1,907	1,669	3,000
626	4,877	5,762	6,000
627	87	250	500
650	0	749	1,000
698	610	521	1,000
	<u>7,481</u>	<u>8,951</u>	<u>11,500</u>
	<i>Supplies</i>		
740	0	23,282	25,000
	<u>0</u>	<u>23,282</u>	<u>25,000</u>
	<i>Capital Outlay</i>		
	<u>125,194</u>	<u>162,120</u>	<u>200,375</u>
	<b><i>Animal Control</i></b>		
<b>756</b>	<b><i>Mental Health</i></b>		
321	0	2,500	5,000
332	2,815	3,843	5,000
335	0	1,750	3,500
520	32	29	100
580	0	2,500	5,000
598	37,060	60,000	48,000
	<u>39,907</u>	<u>70,622</u>	<u>66,600</u>
	<i>Other Services and Charges</i>		
610	0	0	0
	<u>0</u>	<u>0</u>	<u>0</u>
	<i>Supplies</i>		
	<u>39,907</u>	<u>70,622</u>	<u>66,600</u>
	<b><i>Mental Health</i></b>		

**SAN PATRICIO COUNTY, TEXAS  
GENERAL FUND  
BUDGET 2019**

	2017 <u>ACTUAL</u>	2018 <u>ESTIMATE</u>	2019 <u>BUDGET</u>
<b>760</b>	<b><i>Indigent Health Care</i></b>		
110	\$ 74,816	\$ 81,248	\$ 96,210
115	0	0	0
185	600	600	600
190	1,296	1,283	1,320
195	449	318	200
210	17,528	17,528	28,656
220	5,704	6,015	7,521
230	8,117	9,031	10,954
250	35	150	394
260	126	159	235
	<u>108,670</u>	<u>116,332</u>	<u>146,090</u>
	<i>Personal Services</i>		
312	525	400	500
324	10,135	9,973	12,000
330	0	81	0
434	0	250	0
520	69	63	300
530	0	0	0
538	2,275	2,395	2,805
580	1,138	653	2,100
598	484	1,025	1,000
	<u>14,625</u>	<u>14,840</u>	<u>18,705</u>
	<i>Other Services and Charges</i>		
610	4,312	5,195	3,000
650	1,692	1,000	2,000
698	0	350	1,000
	<u>6,003</u>	<u>6,545</u>	<u>6,000</u>
	<i>Supplies</i>		
	<u>129,299</u>	<u>137,717</u>	<u>170,795</u>
	<b><i>Indigent Health Care</i></b>		
<b>762</b>	<b><i>Human Services</i></b>		
335	0	0	0
339	160,000	78,636	100,000
520	62	56	150
598	17,913	36,573	27,000
	<u>177,975</u>	<u>115,265</u>	<u>127,150</u>
	<i>Other Services and Charges</i>		
	<u>177,975</u>	<u>115,265</u>	<u>127,150</u>
	<b><i>Human Services</i></b>		
<b>764</b>	<b><i>Community Action Agency</i></b>		
520	19	19	60
598	0	0	0
	<u>19</u>	<u>19</u>	<u>60</u>
	<i>Other Services and Charges</i>		
630	40,000	46,000	46,000
	<u>40,000</u>	<u>46,000</u>	<u>46,000</u>
	<i>Supplies</i>		
	<u>40,019</u>	<u>46,019</u>	<u>46,060</u>
	<b><i>Community Action Agency</i></b>		
	<u>905,905</u>	<u>907,068</u>	<u>1,061,026</u>
	<b><i>HEALTH &amp; WELFARE</i></b>		

**SAN PATRICIO COUNTY, TEXAS  
GENERAL FUND  
BUDGET 2019**

	2017 <u>ACTUAL</u>	2018 <u>ESTIMATE</u>	2019 <u>BUDGET</u>
<b>780</b>			
<b>County Library</b>			
110 Regular Employees	\$ 79,063	\$ 81,435	\$ 83,878
185 Phone Allowance	600	600	600
190 Longevity Pay	810	846	898
195 Overtime	521	633	800
210 Group Insurance	18,106	17,528	17,194
220 Social Security Taxes	5,875	6,264	6,592
230 Retirement Contributions	8,596	9,135	9,600
250 Unemployment Insurance	36	152	345
260 Workers' Compensation Ins	194	203	250
<i>Personal Services</i>	<u>113,802</u>	<u>116,796</u>	<u>120,157</u>
312 Conference and Assoc Dues	439	335	500
432 Vehicle Repairs/Maint	122	319	600
434 Equipment Repairs/Maint	0	50	100
520 Insurance/Bond Premiums	536	531	1,050
530 Telephone	0	0	0
538 Postage	77	148	100
540 Public Notices	0	0	0
580 Travel	1,224	2,113	2,000
598 Misc Services & Charges	26,000	26,000	26,000
<i>Other Services and Charges</i>	<u>28,398</u>	<u>29,496</u>	<u>30,350</u>
610 General Supplies	4,925	3,848	3,000
626 Fuel, Oil, Lubricants	883	1,214	1,500
627 Automotive Supplies	368	100	500
641 Books, Subscriptions	198	500	1,000
650 NCO Furniture/Equipment	0	0	0
698 Other Supplies	0	50	100
<i>Supplies</i>	<u>6,374</u>	<u>5,712</u>	<u>6,100</u>
740 Machinery and Equipment	0	0	0
<i>Capital Outlay</i>	<u>0</u>	<u>0</u>	<u>0</u>
<b>County Library</b>	<u>148,574</u>	<u>152,004</u>	<u>156,607</u>

**SAN PATRICIO COUNTY, TEXAS  
GENERAL FUND  
BUDGET 2019**

	2017 <u>ACTUAL</u>	2018 <u>ESTIMATE</u>	2019 <u>BUDGET</u>
<b>782</b>			
<b>County Parks</b>			
110 Regular Employees	\$ 92,997	\$ 112,868	\$ 119,841
185 Phone Allowance	1,800	2,275	1,200
190 Longevity Pay	459	378	515
195 Overtime	4,638	1,689	1,030
210 Group Insurance	25,562	26,292	38,208
220 Social Security Taxes	7,756	8,884	9,378
230 Retirement Contributions	10,762	12,599	13,656
250 Unemployment Insurance	54	209	489
260 Workers' Compensation Ins	2,439	2,837	3,481
<i>Personal Services</i>	<u>146,467</u>	<u>168,031</u>	<u>187,798</u>
312 Conference and Assoc Dues	0	0	0
330 Pre-Employment Physicals	0	324	600
410 Utilities	21,594	20,073	30,000
430 Building Repairs/Maint	2,889	17,290	40,000
432 Vehicle Repairs/Maint	1,647	19,919	6,000
434 Equipment Repairs/Maint	2,683	6,874	10,000
520 Insurance/Bond Premiums	4,806	6,414	5,000
530 Telephone	1,536	1,817	1,400
540 Public Notices	34	39	0
580 Travel	0	0	0
598 Misc Services & Charges	1,219	6,230	10,000
<i>Other Services and Charges</i>	<u>36,408</u>	<u>78,980</u>	<u>103,000</u>
604 Repair Parts	1,388	5,387	10,000
608 Signage	0	1,500	3,000
610 General Supplies	2,657	7,445	14,000
626 Fuel, Oil, Lubricants	9,615	9,811	8,000
627 Automotive Supplies	1,840	1,491	2,000
650 NCO Furniture/Equipment	3,257	3,049	4,500
698 Other Supplies	0	750	1,500
<i>Supplies</i>	<u>18,756</u>	<u>29,433</u>	<u>43,000</u>
740 Machinery and Equipment	0	50,000	50,000
<i>Capital Outlay</i>	<u>0</u>	<u>50,000</u>	<u>50,000</u>
<b>County Parks</b>	<u>201,630</u>	<u>326,444</u>	<u>383,798</u>

**SAN PATRICIO COUNTY, TEXAS  
GENERAL FUND  
BUDGET 2019**

	2017 <u>ACTUAL</u>	2018 <u>ESTIMATE</u>	2019 <u>BUDGET</u>
<b>784</b>			
<b>County Fairgrounds</b>			
110 Regular Employees	\$ 194,231	\$ 198,056	\$ 207,878
115 Temporary Employees	16,313	10,991	23,227
185 Phone Allowance	1,200	1,200	1,200
190 Longevity Pay	429	507	1,472
195 Overtime	17,299	13,064	15,000
210 Group Insurance	59,676	62,981	66,864
220 Social Security Taxes	17,471	16,489	19,034
230 Retirement Contributions	24,049	24,037	27,714
250 Unemployment Insurance	139	399	996
260 Workers' Compensation Ins	3,706	3,778	4,761
<i>Personal Services</i>	<u>334,512</u>	<u>331,502</u>	<u>368,146</u>
312 Conference and Assoc Dues	275	750	3,000
330 Pre-Employment Physicals	436	150	300
410 Utilities	107,689	103,208	120,000
424 Grounds Maintenance	0	2,721	5,000
430 Building Repairs/Maint	16,940	21,722	20,000
432 Vehicle Repairs/Maint	4,916	1,826	5,000
434 Equipment Repairs/Maint	42,568	23,615	20,000
442 Vehicle/Equipment Rental	5,827	6,421	5,000
450 Construction Services	0	20,000	20,000
451 Sealcoating	0	500	1,000
520 Insurance/Bond Premiums	60,544	58,240	90,000
530 Telephone	0	0	0
538 Postage	202	155	1,000
540 Public Notices	4,416	3,419	7,000
550 Printing	1,500	1,200	2,400
580 Travel	44	750	1,500
598 Misc Services & Charges	15,451	12,499	15,000
<i>Other Services and Charges</i>	<u>260,808</u>	<u>257,176</u>	<u>316,200</u>
602 Repair Materials	1,415	1,659	3,000
604 Repair Parts	872	7,534	5,000
608 Signage	0	150	300
610 General Supplies	22,716	21,602	20,000
626 Fuel, Oil, Lubricants	4,873	3,438	16,000
627 Automotive Supplies	996	754	1,500
630 Food	10,426	11,465	25,000
650 NCO Furniture/Equipment	6,248	12,722	8,000
698 Other Supplies	0	0	0
<i>Supplies</i>	<u>47,545</u>	<u>59,324</u>	<u>78,800</u>
740 Machinery and Equipment	174,897	269,808	170,885
<i>Capital Outlay</i>	<u>174,897</u>	<u>269,808</u>	<u>170,885</u>
<b>County Fairgrounds</b>	<u>817,763</u>	<u>917,810</u>	<u>934,031</u>
<b>CULTURE AND RECREATION</b>	<u>1,167,967</u>	<u>1,396,258</u>	<u>1,474,436</u>

**SAN PATRICIO COUNTY, TEXAS  
GENERAL FUND  
BUDGET 2019**

	2017 <u>ACTUAL</u>	2018 <u>ESTIMATE</u>	2019 <u>BUDGET</u>
<b>790</b>	<b><i>Agricultural Ext Service</i></b>		
110	\$ 133,696	\$ 140,447	\$ 144,661
115	0	0	0
185	1,800	1,800	1,800
190	836	864	907
195	235	0	0
210	19,160	19,160	19,104
220	7,227	7,646	11,275
230	6,457	7,131	7,543
250	62	258	589
260	309	341	428
	<u>169,781</u>	<u>177,647</u>	<u>186,307</u>
	<i>Personal Services</i>		
312	2,990	3,816	4,000
330	0	0	61
432	2,411	1,299	2,500
434	0	500	1,000
442	5,376	5,571	6,600
520	1,470	1,160	2,000
530	1,822	740	2,000
538	1,078	1,000	1,500
540	0	0	0
580	13,744	6,864	15,000
598	1,458	750	1,500
	<u>30,349</u>	<u>21,700</u>	<u>36,161</u>
	<i>Other Services and Charges</i>		
610	8,901	7,789	12,000
626	7,343	7,549	8,500
627	742	2,462	1,500
641	564	526	1,000
650	2,031	1,500	3,000
	<u>19,581</u>	<u>19,826</u>	<u>26,000</u>
	<i>Supplies</i>		
740	0	0	23,000
	<u>0</u>	<u>0</u>	<u>23,000</u>
	<i>Capital Outlay</i>		
	<u>219,711</u>	<u>219,173</u>	<u>271,468</u>
	<b><i>Agricultural Ext Service</i></b>		
<b>792</b>	<b><i>Environmental Conservation</i></b>		
312	0	0	0
520	18	18	13
598	38,000	53,000	38,000
	<u>38,018</u>	<u>53,018</u>	<u>38,013</u>
	<i>Other Services and Charges</i>		
	<u>38,018</u>	<u>53,018</u>	<u>38,013</u>
	<b><i>Environmental Conservation</i></b>		
	<u>38,018</u>	<u>53,018</u>	<u>38,013</u>
	<b><i>CONSERVATION</i></b>		
	<u>257,730</u>	<u>272,191</u>	<u>309,481</u>

**SAN PATRICIO COUNTY, TEXAS  
GENERAL FUND  
BUDGET 2019**

	2017 <u>ACTUAL</u>	2018 <u>ESTIMATE</u>	2019 <u>BUDGET</u>
<b>798</b>			
<b><i>Economic Development</i></b>			
312 Conference and Assoc Dues	\$ 16,480	\$ 20,000	\$ 20,000
501 Econ Development Services	115,000	115,000	120,000
520 Insurance/Bond Premiums	0	0	0
540 Public Notices	0	0	0
596 Econ Dev 381 Payments	1,359,347	3,268,606	3,268,606
598 Misc Services & Charges	5,750	35,000	35,000
<i>Other Services and Charges</i>	<u>1,496,577</u>	<u>3,438,606</u>	<u>3,443,606</u>
<b><i>Economic Development</i></b>	<u>1,496,577</u>	<u>3,438,606</u>	<u>3,443,606</u>
<b><i>ECONONMIC DEVELOPMENT</i></b>	<u>1,496,577</u>	<u>3,438,606</u>	<u>3,443,606</u>
<b>900</b>			
<b><i>Operating Transfers Out</i></b>			
150 District Court Operating	323,915	328,777	330,992
406 Intoxilizer Program	43,200	43,200	41,625
500 San Patricio County Airports	400,000	400,000	400,000
550 Indigent Health Care	400,000	400,000	450,000
551 Texas Department of Health	0	0	10,235
552 WIC	0	26,000	20,468
720 Capital Improvements	2,780,000	3,780,000	4,053,093
721 Right-Of-Way	200,000	200,000	200,000
723 HOME Program	0	15,000	15,000
733 Mitigation Action Planning	0	27,000	
999 Contingency Transfers	0	0	2,061,451
<b><i>Operating Transfers Out</i></b>	<u>4,147,115</u>	<u>5,219,977</u>	<u>7,582,864</u>
<b>TOTAL TRANSFERS</b>	<u>4,147,115</u>	<u>5,219,977</u>	<u>7,582,864</u>
<b><i>Total Expenditures and Transfers</i></b>	<u>\$ 36,286,815</u>	<u>\$ 35,059,661</u>	<u>\$ 40,159,320</u>



## **SPECIAL REVENUE FUNDS**

---

**Special Revenue Funds for San Patricio County consist of the Road and Bridge Funds which collectively comprise the constitutional Road and Bridge Fund, Judicial District-Wide Funds, Grant-In-Aid Funds, and Other Revenue Funds.**

---

**SAN PATRICIO COUNTY, TEXAS  
ROAD & BRIDGE PRECINCT #1  
BUDGET 2019**

	2017 <u>ACTUAL</u>	2018 <u>ESTIMATE</u>	2019 <u>BUDGET</u>
Beginning Balance	\$ 481,124	\$ 562,292	\$ 318,205
Revenues	1,045,640	956,748	964,804
Transfers In	<u>0</u>	<u>0</u>	<u>0</u>
Total Revenues and Transfers In	<u>1,045,640</u>	<u>956,748</u>	<u>964,804</u>
Available Resources	<u>1,526,764</u>	<u>1,519,040</u>	<u>1,283,009</u>
Expenditures	894,972	1,200,835	1,170,615
Transfers Out	<u>69,500</u>	<u>0</u>	<u>102,081</u>
Total Expenditures and Transfer Out	<u>964,472</u>	<u>1,200,835</u>	<u>1,272,696</u>
Ending Balance	\$ <u>562,292</u>	\$ <u>318,205</u>	\$ <u>10,313</u>

**SAN PATRICIO COUNTY, TEXAS  
ROAD & BRIDGE PRECINCT #1  
BUDGET 2019**

	2017 <u>ACTUAL</u>	2018 <u>ESTIMATE</u>	2019 <u>BUDGET</u>
310-110 Ad Valorem - Current	\$ 685,710	\$ 625,591	\$ 628,711
310-120 Ad Valorem - Delinquent	<u>19,777</u>	<u>17,417</u>	<u>16,814</u>
General Property Taxes	<u>705,487</u>	<u>643,008</u>	<u>645,525</u>
320-101 Occupation Permits	<u>2,353</u>	<u>3,786</u>	<u>3,407</u>
Business Licenses/Permits	<u>2,353</u>	<u>3,786</u>	<u>3,407</u>
330-403 FEMA-Hurricane Harvey	12,037	0	0
330-500 Lateral Road Distribution	5,803	5,042	5,042
330-501 Weight Permit Fees	<u>24,880</u>	<u>21,730</u>	<u>21,840</u>
State Shared Revenue	<u>42,720</u>	<u>26,772</u>	<u>26,882</u>
340-501 Motor Vehicle Registration	82,028	77,700	77,700
340-503 MVR-Road & Bridge Fee	136,655	130,500	136,239
340-505 Maintenance Charges	<u>0</u>	<u>0</u>	<u>0</u>
Other Fees	<u>218,683</u>	<u>208,200</u>	<u>213,939</u>
350-111 County Clerk	36,169	29,828	29,672
350-112 District Clerk	13,401	19,441	21,385
350-501 L&W Fines	<u>7,701</u>	<u>6,881</u>	<u>6,494</u>
Fines	<u>57,271</u>	<u>56,150</u>	<u>57,551</u>
360-101 Interest Earnings	<u>9,903</u>	<u>15,525</u>	<u>15,000</u>
Investment Earnings	<u>9,903</u>	<u>15,525</u>	<u>15,000</u>
370-100 Sale of Fixed Assets	7,331	0	0
370-101 Insurance Recovery-Assets	0	0	0
370-305 Road Material Sales	1,017	2,041	1,500
370-401 Refunds, Sundry	<u>875</u>	<u>1,266</u>	<u>1,000</u>
Other Revenue	<u>9,223</u>	<u>3,307</u>	<u>2,500</u>
<b>Total Revenues</b>	<u>\$ 1,045,640</u>	<u>\$ 956,748</u>	<u>\$ 964,804</u>

**SAN PATRICIO COUNTY, TEXAS  
ROAD & BRIDGE PRECINCT #1  
BUDGET 2019**

	2017 <u>ACTUAL</u>	2018 <u>ESTIMATE</u>	2019 <u>BUDGET</u>
<b>721 Road &amp; Bridge Pct. #1</b>			
101 Elected Officials	\$ 67,674	\$ 67,674	\$ 69,704
110 Regular Employees	273,728	311,070	321,716
115 Temporary Employees	2,785	0	11,872
185 Phone Allowance	1,800	1,800	1,800
190 Longevity Pay	3,334	3,468	3,930
195 Overtime	4,986	6,848	700
210 Group Insurance	78,877	87,641	95,520
220 Social Security Taxes	26,008	28,656	31,344
230 Retirement Contributions	37,024	42,134	45,642
250 Unemployment Insurance	159	574	1,353
260 Workers' Compensation Ins	6,198	6,533	8,420
Personal Services	<u>502,573</u>	<u>556,398</u>	<u>592,001</u>
312 Conference and Assoc Dues	805	1,200	1,500
330 Pre-Employment Physicals	243	170	272
332 Attorney Fees	0	0	100
336 Engineering/Architectural	0	0	750
410 Utilities	7,406	6,395	10,000
421 Waste Disposal	1,126	3,973	1,000
430 Building Repairs/Maint	0	900	1,500
432 Vehicle Repairs/Maint	3,525	7,538	4,700
434 Equipment Repairs/Maint	73,063	30,247	13,000
442 Vehicle/Equipment Rental	1,163	4,339	6,000
450 Construction Services	0	0	0
451 Sealcoating	0	90,822	110,000
520 Insurance/Bond Premiums	6,792	12,134	13,510
530 Telephone	3,356	3,670	2,000
538 Postage	70	144	150
540 Public Notices	60	50	200
580 Travel	1,504	4,934	5,000
588 Hauling Charges	2,230	18,516	13,800
596 Econ Dev 381 Payments	33,358	72,192	72,192
598 Misc Services & Charges	7,913	3,414	2,000
Other Services and Charges	<u>142,614</u>	<u>260,638</u>	<u>257,674</u>
602 Repair Materials	89,880	92,075	100,000
604 Repair Parts	19,225	21,349	9,500
608 Signage	7,565	3,188	4,000
610 General Supplies	11,093	8,504	10,190
626 Fuel, Oil, Lubricants	74,315	70,333	60,000
627 Automotive Supplies	6,266	8,885	6,000
641 Books, Subscriptions	0	0	50
650 NCO Furniture/Equipment	756	4,490	2,500
698 Other Supplies	285	2,539	1,200
Supplies	<u>209,385</u>	<u>211,363</u>	<u>193,440</u>

**SAN PATRICIO COUNTY, TEXAS  
ROAD & BRIDGE PRECINCT #1  
BUDGET 2019**

	2017 <u>ACTUAL</u>	2018 <u>ESTIMATE</u>	2019 <u>BUDGET</u>
740 Machinery and Equipment	\$ 40,400	\$ 172,436	\$ 127,500
Capital Outlay	<u>40,400</u>	<u>172,436</u>	<u>127,500</u>
<b>900 Operating Transfers Out</b>			
720 Capital Improvements	69,500	0	20,000
999 Contingency Transfers	<u>0</u>	<u>0</u>	<u>82,081</u>
Operating Transfers Out	<u>69,500</u>	<u>0</u>	<u>102,081</u>
<b>Road &amp; Bridge Pct. #1</b>	<u>\$ 964,472</u>	<u>\$ 1,200,835</u>	<u>\$ 1,272,696</u>

**SAN PATRICIO COUNTY, TEXAS  
ROAD & BRIDGE PRECINCT #2  
BUDGET 2019**

	<u>2017 ACTUAL</u>	<u>2018 ESTIMATE</u>	<u>2019 BUDGET</u>
Beginning Balance	\$ <u>1,175,801</u>	\$ <u>1,127,912</u>	\$ <u>964,912</u>
Revenues	1,138,162	1,203,138	1,200,087
Transfers In	<u>0</u>	<u>0</u>	<u>0</u>
Total Revenues and Transfers In	<u>1,138,162</u>	<u>1,203,138</u>	<u>1,200,087</u>
Available Resources	<u>2,313,963</u>	<u>2,331,050</u>	<u>2,164,999</u>
Expenditures	1,141,051	1,316,138	1,618,441
Transfers Out	<u>45,000</u>	<u>50,000</u>	<u>96,060</u>
Total Expenditures and Transfer Out	<u>1,186,051</u>	<u>1,366,138</u>	<u>1,714,501</u>
Ending Balance	\$ <u><u>1,127,912</u></u>	\$ <u><u>964,912</u></u>	\$ <u><u>450,498</u></u>

**SAN PATRICIO COUNTY, TEXAS  
ROAD & BRIDGE PRECINCT #2  
BUDGET 2019**

	2017 <u>ACTUAL</u>	2018 <u>ESTIMATE</u>	2019 <u>BUDGET</u>
310-110 Ad Valorem - Current	\$ 738,758	\$ 775,592	\$ 779,461
310-120 Ad Valorem - Delinquent	<u>21,307</u>	<u>21,593</u>	<u>20,845</u>
General Property Taxes	<u>760,065</u>	<u>797,185</u>	<u>800,306</u>
320-101 Occupation Permits	<u>2,535</u>	<u>4,694</u>	<u>4,225</u>
Business Licenses/Permits	<u>2,535</u>	<u>4,694</u>	<u>4,225</u>
330-403 FEMA-Hurricane Harvey	18,796	0	0
330-500 Lateral Road Distribution	6,251	6,251	6,251
330-501 Weight Permit Fees	<u>26,805</u>	<u>26,940</u>	<u>27,076</u>
State Shared Revenue	<u>51,852</u>	<u>33,191</u>	<u>33,327</u>
340-501 Motor Vehicle Registration	88,374	96,330	96,330
340-503 MVR-Road & Bridge Fee	147,228	161,791	168,906
340-505 Maintenance Charges	<u>0</u>	<u>0</u>	<u>0</u>
Other Fees	<u>235,602</u>	<u>258,121</u>	<u>265,236</u>
350-111 County Clerk	38,967	36,980	36,786
350-112 District Clerk	14,437	24,102	26,513
350-501 L&W Fines	<u>7,701</u>	<u>6,881</u>	<u>6,494</u>
Fines	<u>61,105</u>	<u>67,963</u>	<u>69,793</u>
360-101 Interest Earnings	<u>16,894</u>	<u>28,000</u>	<u>27,000</u>
Investment Earnings	<u>16,894</u>	<u>28,000</u>	<u>27,000</u>
370-100 Sale of Fixed Assets	10,083	0	0
370-101 Insurance Recovery-Assets	0	13,683	0
370-401 Refunds, Sundry	<u>26</u>	<u>301</u>	<u>200</u>
Other Revenue	<u>10,109</u>	<u>13,984</u>	<u>200</u>
<b>Total Revenues</b>	<b>\$ <u>1,138,162</u></b>	<b>\$ <u>1,203,138</u></b>	<b>\$ <u>1,200,087</u></b>

**SAN PATRICIO COUNTY, TEXAS**  
**ROAD & BRIDGE PRECINCT #2**  
**BUDGET 2019**

	2017 <u>ACTUAL</u>	2018 <u>ESTIMATE</u>	2019 <u>BUDGET</u>
<b>722 Road &amp; Bridge Pct. #2</b>			
101 Elected Officials	\$ 67,674	\$ 67,674	\$ 69,704
110 Regular Employees	350,370	364,300	423,643
115 Temporary Employees	16,904	22,291	27,434
185 Phone Allowance	1,800	1,800	1,800
190 Longevity Pay	3,252	3,351	3,658
195 Overtime	5,478	3,328	13,000
210 Group Insurance	82,587	81,353	105,072
220 Social Security Taxes	33,152	34,380	41,251
230 Retirement Contributions	46,944	50,234	60,071
250 Unemployment Insurance	313	833	1,874
260 Workers' Compensation Ins	7,974	9,482	11,652
Personal Services	<u>616,448</u>	<u>639,026</u>	<u>759,159</u>
312 Conference and Assoc Dues	2,755	3,780	4,000
330 Pre-Employment Physicals	0	500	1,000
332 Attorney Fees	0	0	0
336 Engineering/Architectural	0	500	1,000
410 Utilities	5,670	4,645	8,000
421 Waste Disposal	2,772	3,328	8,000
430 Building Repairs/Maint	7,897	8,377	10,000
432 Vehicle Repairs/Maint	3,252	5,715	10,000
434 Equipment Repairs/Maint	2,218	8,516	16,000
442 Vehicle/Equipment Rental	2,767	4,320	9,000
450 Construction Services	0	1,500	3,000
520 Insurance/Bond Premiums	13,357	26,698	15,000
530 Telephone	5,719	6,666	11,000
538 Postage	14	40	80
540 Public Notices	0	525	1,000
580 Travel	2,198	5,891	11,000
596 Econ Dev 381 Payments	35,938	89,502	89,502
598 Misc Services & Charges	9,530	6,202	7,000
Other Services and Charges	<u>94,087</u>	<u>176,705</u>	<u>204,582</u>
602 Repair Materials	185,238	204,046	300,000
604 Repair Parts	24,410	24,814	32,000
608 Signage	6,505	2,789	9,000
610 General Supplies	14,949	8,626	23,000
626 Fuel, Oil, Lubricants	54,525	78,698	90,000
627 Automotive Supplies	9,231	16,639	29,000
641 Books, Subscriptions	459	439	700
650 NCO Furniture/Equipment	1,587	9,262	17,000
698 Other Supplies	2,630	5,094	4,000
Supplies	<u>299,534</u>	<u>350,407</u>	<u>504,700</u>



**SAN PATRICIO COUNTY, TEXAS  
ROAD & BRIDGE PRECINCT #2  
BUDGET 2019**

		2017 <u>ACTUAL</u>	2018 <u>ESTIMATE</u>	2019 <u>BUDGET</u>
740	Machinery and Equipment	\$ <u>130,982</u>	\$ <u>150,000</u>	\$ <u>150,000</u>
	Capital Outlay	<u>130,982</u>	<u>150,000</u>	<u>150,000</u>
<b>900</b>	<b>Operating Transfers Out</b>			
720	Capital Improvements	45,000	50,000	45,000
999	Contingency Transfers	<u>0</u>	<u>0</u>	<u>51,060</u>
	Operating Transfers Out	<u>45,000</u>	<u>50,000</u>	<u>96,060</u>
	<b>Road &amp; Bridge Pct. #2</b>	<b>\$ <u>1,186,051</u></b>	<b>\$ <u>1,366,138</u></b>	<b>\$ <u>1,714,501</u></b>

**SAN PATRICIO COUNTY, TEXAS  
ROAD & BRIDGE PRECINCT #3  
BUDGET 2019**

	<u>2017 ACTUAL</u>	<u>2018 ESTIMATE</u>	<u>2019 BUDGET</u>
Beginning Balance	\$ <u>739,042</u>	\$ <u>604,013</u>	\$ <u>325,761</u>
Revenues	1,931,100	1,969,317	1,985,431
Transfers In	<u>0</u>	<u>0</u>	<u>0</u>
Total Revenues and Transfers In	<u>1,931,100</u>	<u>1,969,317</u>	<u>1,985,431</u>
Available Resources	<u>2,670,142</u>	<u>2,573,330</u>	<u>2,311,192</u>
Expenditures	2,066,129	2,207,569	2,188,773
Transfers Out	<u>0</u>	<u>40,000</u>	<u>111,217</u>
Total Expenditures and Transfer Out	<u>2,066,129</u>	<u>2,247,569</u>	<u>2,299,990</u>
Ending Balance	\$ <u><u>604,013</u></u>	\$ <u><u>325,761</u></u>	\$ <u><u>11,202</u></u>

**SAN PATRICIO COUNTY, TEXAS  
ROAD & BRIDGE PRECINCT #3  
BUDGET 2019**

	2017 <u>ACTUAL</u>	2018 <u>ESTIMATE</u>	2019 <u>BUDGET</u>
310-110 Ad Valorem - Current	\$ 1,234,176	\$ 1,295,710	\$ 1,302,174
310-120 Ad Valorem - Delinquent	<u>35,595</u>	<u>36,073</u>	<u>34,825</u>
General Property Taxes	<u>1,269,771</u>	<u>1,331,783</u>	<u>1,336,999</u>
320-101 Occupation Permits	<u>4,234</u>	<u>7,790</u>	<u>7,057</u>
Business Licenses/Permits	<u>4,234</u>	<u>7,790</u>	<u>7,057</u>
330-403 FEMA-Hurricane Harvey	17,570	0	0
330-500 Lateral Road Distribution	10,444	10,444	10,444
330-501 Weight Permit Fees	<u>44,781</u>	<u>45,006</u>	<u>45,234</u>
State Shared Revenue	<u>72,795</u>	<u>55,450</u>	<u>55,678</u>
340-501 Motor Vehicle Registration	147,638	160,930	160,930
340-503 MVR-Road & Bridge Fee	245,960	270,290	282,176
340-505 Maintenance Charges	0	0	0
340-601 Waste Disposal Fees	<u>3,525</u>	<u>1,939</u>	<u>2,500</u>
Other Fees	<u>397,123</u>	<u>433,159</u>	<u>445,606</u>
350-111 County Clerk	65,099	61,779	61,455
350-112 District Clerk	24,119	40,266	44,292
350-501 L&W Fines	<u>7,701</u>	<u>6,881</u>	<u>6,494</u>
Fines	<u>96,919</u>	<u>108,926</u>	<u>112,241</u>
360-101 Interest Earnings	<u>13,684</u>	<u>22,788</u>	<u>20,000</u>
Investment Earnings	<u>13,684</u>	<u>22,788</u>	<u>20,000</u>
370-100 Sale of Fixed Assets	48,178	0	0
370-101 Insurance Recovery-Assets	21,196	0	0
370-305 Road Material Sales	7,200	6,500	6,850
370-401 Refunds, Sundry	<u>0</u>	<u>2,921</u>	<u>1,000</u>
Other Revenue	<u>76,574</u>	<u>9,421</u>	<u>7,850</u>
<b>Total Revenues</b>	<u>\$ 1,931,100</u>	<u>\$ 1,969,317</u>	<u>\$ 1,985,431</u>

**SAN PATRICIO COUNTY, TEXAS  
ROAD & BRIDGE PRECINCT #3  
BUDGET 2019**

	2017 <u>ACTUAL</u>	2018 <u>ESTIMATE</u>	2019 <u>BUDGET</u>
<b>723 Road &amp; Bridge Pct. #3</b>			
101 Elected Officials	\$ 67,674	\$ 67,674	\$ 69,704
110 Regular Employees	481,265	494,569	556,635
115 Temporary Employees	0	0	50,179
185 Phone Allowance	2,400	1,800	3,600
190 Longevity Pay	4,310	2,451	3,237
195 Overtime	45,089	46,420	25,000
210 Group Insurance	148,460	164,799	162,384
220 Social Security Taxes	45,461	44,601	54,189
230 Retirement Contributions	63,393	64,087	78,912
250 Unemployment Insurance	222	937	2,551
260 Workers' Compensation Ins	7,381	13,616	15,459
Personal Services	<u>865,655</u>	<u>900,954</u>	<u>1,021,850</u>
312 Conference and Assoc Dues	225	1,500	3,000
330 Pre-Employment Physicals	845	1,250	1,000
336 Engineering/Architectural	0	1,500	3,000
410 Utilities	11,137	16,053	20,000
421 Waste Disposal	9,600	7,500	15,000
430 Building Repairs/Maint	4,068	5,000	10,000
432 Vehicle Repairs/Maint	21,124	15,324	20,000
434 Equipment Repairs/Maint	15,051	110,620	40,000
442 Vehicle/Equipment Rental	7,387	5,537	10,000
450 Construction Services	0	2,500	5,000
451 Sealcoating	276,121	230,000	200,000
520 Insurance/Bond Premiums	16,889	33,010	35,000
530 Telephone	6,461	6,300	6,000
538 Postage	80	50	100
540 Public Notices	0	175	300
580 Travel	0	1,196	7,000
588 Hauling Charges	0	995	5,000
596 Econ Dev 381 Payments	60,039	149,523	149,523
598 Misc Services & Charges	9,259	16,430	10,000
Other Services and Charges	<u>438,286</u>	<u>604,463</u>	<u>539,923</u>
602 Repair Materials	188,409	312,527	300,000
604 Repair Parts	44,005	66,875	35,000
608 Signage	8,183	18,722	12,000
610 General Supplies	13,668	16,284	20,000
626 Fuel, Oil, Lubricants	80,664	135,718	130,000
627 Automotive Supplies	12,985	28,041	15,000
650 NCO Furniture/Equipment	6,214	8,039	10,000
698 Other Supplies	6,822	15,946	5,000
Supplies	<u>360,950</u>	<u>602,152</u>	<u>527,000</u>

**SAN PATRICIO COUNTY, TEXAS  
ROAD & BRIDGE PRECINCT #3  
BUDGET 2019**

	2017 <u>ACTUAL</u>	2018 <u>ESTIMATE</u>	2019 <u>BUDGET</u>
730 Improvements	\$ 29,380	\$ 0	\$ 0
740 Machinery and Equipment	<u>371,858</u>	<u>100,000</u>	<u>100,000</u>
Capital Outlay	<u>401,238</u>	<u>100,000</u>	<u>100,000</u>
<b>900 Operating Transfers Out</b>			
720 Capital Improvements	0	40,000	40,000
999 Contingency Transfers	<u>0</u>	<u>0</u>	<u>71,217</u>
Transfers Out	<u>0</u>	<u>40,000</u>	<u>111,217</u>
<b>Road &amp; Bridge Pct. #3</b>	<u>\$ 2,066,129</u>	<u>\$ 2,247,569</u>	<u>\$ 2,299,990</u>

**SAN PATRICIO COUNTY, TEXAS  
ROAD & BRIDGE PRECINCT #4  
BUDGET 2019**

	2017 <u>ACTUAL</u>	2018 <u>ESTIMATE</u>	2019 <u>BUDGET</u>
Beginning Balance	\$ 842,892	\$ 545,840	\$ 424,947
Revenues	565,135	744,208	719,341
Transfers In	<u>0</u>	<u>0</u>	<u>0</u>
Total Revenues and Transfers In	<u>565,135</u>	<u>744,208</u>	<u>719,341</u>
Available Resources	<u>1,408,027</u>	<u>1,290,048</u>	<u>1,144,288</u>
Expenditures	862,187	865,101	981,145
Transfers Out	<u>0</u>	<u>0</u>	<u>18,169</u>
Total Expenditures and Transfer Out	<u>862,187</u>	<u>865,101</u>	<u>999,314</u>
Ending Balance	\$ <u>545,840</u>	\$ <u>424,947</u>	\$ <u>144,974</u>

**SAN PATRICIO COUNTY, TEXAS  
ROAD & BRIDGE PRECINCT #4  
BUDGET 2019**

	2017 <u>ACTUAL</u>	2018 <u>ESTIMATE</u>	2019 <u>BUDGET</u>
310-110 Ad Valorem - Current	\$ 353,745	\$ 465,690	\$ 468,013
310-120 Ad Valorem - Delinquent	<u>10,202</u>	<u>12,965</u>	<u>12,517</u>
General Property Taxes	<u>363,947</u>	<u>478,655</u>	<u>480,530</u>
320-101 Occupation Permits	<u>1,214</u>	<u>2,870</u>	<u>2,538</u>
Business Licenses/Permits	<u>1,214</u>	<u>2,870</u>	<u>2,538</u>
330-403 FEMA-Hurricane Harvey	21,739	0	0
330-500 Lateral Road Distribution	2,993	3,754	3,754
330-501 Weight Permit Fees	<u>12,835</u>	<u>16,177</u>	<u>16,259</u>
State Shared Revenue	<u>37,567</u>	<u>19,931</u>	<u>20,013</u>
340-501 Motor Vehicle Registration	42,317	57,840	57,840
340-503 MVR-Road & Bridge Fee	70,498	97,146	101,418
340-505 Maintenance Charges	<u>0</u>	<u>0</u>	<u>0</u>
Other Fees	<u>112,815</u>	<u>154,986</u>	<u>159,258</u>
350-111 County Clerk	18,659	22,205	22,089
350-112 District Clerk	6,913	14,472	15,919
350-501 L&W Fines	<u>7,701</u>	<u>6,881</u>	<u>6,494</u>
Fines	<u>33,273</u>	<u>43,558</u>	<u>44,502</u>
360-101 Interest Earnings	<u>9,692</u>	<u>12,864</u>	<u>12,000</u>
Investment Earnings	<u>9,692</u>	<u>12,864</u>	<u>12,000</u>
370-100 Sale of Fixed Assets	97	8,399	0
370-101 Insurance Recovery-Assets	6,050	22,007	0
370-305 Road Material Sales	0	0	0
370-401 Refunds, Sundry	<u>480</u>	<u>938</u>	<u>500</u>
Other Revenue	<u>6,627</u>	<u>31,344</u>	<u>500</u>
<b>Total Revenues</b>	<u>\$ 565,135</u>	<u>\$ 744,208</u>	<u>\$ 719,341</u>

**SAN PATRICIO COUNTY, TEXAS  
ROAD & BRIDGE PRECINCT #4  
BUDGET 2019**

	2017 <u>ACTUAL</u>	2018 <u>ESTIMATE</u>	2019 <u>BUDGET</u>
<b>724 Road &amp; Bridge Pct. #4</b>			
101 Elected Officials	\$ 67,674	\$ 67,674	\$ 69,704
110 Regular Employees	194,600	216,889	232,662
115 Temporary Employees	2,423	3,008	1,591
185 Phone Allowance	2,400	2,350	2,400
190 Longevity Pay	2,790	1,934	2,341
195 Overtime	13,016	19,169	15,000
210 Group Insurance	45,378	42,605	66,864
220 Social Security Taxes	21,079	22,872	24,764
230 Retirement Contributions	29,855	32,870	36,059
250 Unemployment Insurance	89	423	1,011
260 Workers' Compensation Ins	4,263	4,850	6,039
Personal Services	<u>383,567</u>	<u>414,644</u>	<u>458,435</u>
312 Conference and Assoc Dues	485	1,070	500
330 Pre-Employment Physicals	81	300	120
336 Engineering/Architectural	1,500	300	0
341 Other Professional Services	0	0	0
410 Utilities	5,527	5,865	5,000
421 Waste Disposal	578	250	500
430 Building Repairs/Maint	13,173	1,500	1,000
432 Vehicle Repairs/Maint	9,040	10,590	5,000
434 Equipment Repairs/Maint	29,233	21,192	30,000
442 Vehicle/Equipment Rental	405	730	500
450 Construction Services	0	0	0
451 Sealcoating	0	30,000	50,000
520 Insurance/Bond Premiums	7,301	14,069	3,000
530 Telephone	4,047	5,083	2,500
538 Postage	0	50	100
540 Public Notices	96	125	200
580 Travel	2,057	5,155	5,000
588 Hauling Charges	0	0	0
596 Econ Dev 381 Payments	17,209	53,740	53,740
598 Misc Services & Charges	4,134	4,310	2,000
Other Services and Charges	<u>94,866</u>	<u>154,329</u>	<u>159,160</u>
602 Repair Materials	7,598	27,497	50,000
604 Repair Parts	10,708	15,776	20,000
608 Signage	3,431	2,291	1,000
610 General Supplies	20,036	22,720	7,000
626 Fuel, Oil, Lubricants	24,319	29,421	35,000
627 Automotive Supplies	18,332	11,530	10,000
641 Books, Subscriptions	0	0	50
650 NCO Furniture/Equipment	20,430	17,816	2,500
698 Other Supplies	853	511	5,000
Supplies	<u>105,707</u>	<u>127,562</u>	<u>130,550</u>



**SAN PATRICIO COUNTY, TEXAS  
ROAD & BRIDGE PRECINCT #4  
BUDGET 2019**

	2017 <u>ACTUAL</u>	2018 <u>ESTIMATE</u>	2019 <u>BUDGET</u>
730 Improvements	\$ 0	\$ 0	\$ 0
740 Machinery and Equipment	<u>278,047</u>	<u>168,566</u>	<u>233,000</u>
Capital Outlay	<u>278,047</u>	<u>168,566</u>	<u>233,000</u>
<b>900 Operating Transfers Out</b>			
720 Capital Improvements	0	0	0
999 Contingency Transfers	<u>0</u>	<u>0</u>	<u>18,169</u>
Operating Transfers Out	<u>0</u>	<u>0</u>	<u>18,169</u>
<b>Road &amp; Bridge Pct. #4</b>	<u>\$ 862,187</u>	<u>\$ 865,101</u>	<u>\$ 999,314</u>

**SAN PATRICIO COUNTY, TEXAS  
INDIGENT HEALTH CARE  
BUDGET 2019**

	2017 <u>ACTUAL</u>	2018 <u>ESTIMATE</u>	2019 <u>BUDGET</u>
Beginning Balance	\$ 109,387	\$ 71,219	\$ 46,680
Revenues	2,298	2,846	2,500
Transfers In	<u>400,000</u>	<u>400,000</u>	<u>450,000</u>
Total Revenues and Transfers In	<u>402,298</u>	<u>402,846</u>	<u>452,500</u>
Available Resources	<u>511,685</u>	<u>474,065</u>	<u>499,180</u>
Expenditures	440,466	427,385	450,000
Transfers Out	<u>0</u>	<u>0</u>	<u>0</u>
Total Expenditures and Transfer Out	<u>440,466</u>	<u>427,385</u>	<u>450,000</u>
Ending Balance	\$ <u>71,219</u>	\$ <u>46,680</u>	\$ <u>49,180</u>

**SAN PATRICIO COUNTY, TEXAS  
INDIGENT HEALTH CARE  
BUDGET 2019**

	2017 <u>ACTUAL</u>	2018 <u>ESTIMATE</u>	2019 <u>BUDGET</u>
330-371 State IHC Assistance Fund	\$ 0	\$ 0	\$ 0
Grants	<u>0</u>	<u>0</u>	<u>0</u>
360-101 Interest Earnings	<u>2,201</u>	<u>2,846</u>	<u>2,500</u>
Investment Earnings	<u>2,201</u>	<u>2,846</u>	<u>2,500</u>
370-401 Refunds, Sundry	97	0	0
390-010 General Fund	<u>400,000</u>	<u>400,000</u>	<u>450,000</u>
Other Revenue and Transfers In	<u>400,097</u>	<u>400,000</u>	<u>450,000</u>
<b>Total Revenue and Transfers In</b>	<b>\$ <u>402,298</u></b>	<b>\$ <u>402,846</u></b>	<b>\$ <u>452,500</u></b>
<b>760 Indigent Health Care</b>			
331 Physician Services	\$ 77,690	\$ 76,881	\$ 82,400
333 Prescription Drugs	0	0	0
335 Hospital/Medical Services	81,881	68,428	82,300
337 Outpatient Hospital Svcs	186,108	168,904	181,200
338 Lab & X-Ray Services	33,922	35,564	34,500
341 Other Professional Services	1,499	990	1,300
345 Skilled Nursing	0	0	50
361 Ambulatory Surgical Center	8,138	763	3,900
362 Colostomy Supplies/Equip	0	5,148	2,700
363 Dental Care	0	3,564	1,900
364 Diabetic Supplies/Equip	0	0	50
365 Durable Medical Equip	0	66	50
366 Hom/Community Health Care	0	66	50
661 Prescription Drugs	49,554	61,691	55,800
662 Diabetic Supplies/Equip	<u>1,674</u>	<u>5,320</u>	<u>3,800</u>
Other Services and Charges	<u>440,466</u>	<u>427,385</u>	<u>450,000</u>
<b>Indigent Health Care</b>	<b>\$ <u>440,466</u></b>	<b>\$ <u>427,385</u></b>	<b>\$ <u>450,000</u></b>

**SAN PATRICIO COUNTY, TEXAS  
DISTRICT COURT OPERATING  
BUDGET 2019**

	2017 <u>ACTUAL</u>	2018 <u>ESTIMATE</u>	2019 <u>BUDGET</u>
Beginning Balance	\$ 44,616	\$ 54,719	\$ 90,395
Revenues	338,197	345,266	412,218
Transfers In	<u>323,915</u>	<u>328,777</u>	<u>330,992</u>
Total Revenues and Transfers In	<u>662,112</u>	<u>674,043</u>	<u>743,210</u>
Available Resources	<u>706,728</u>	<u>728,762</u>	<u>833,605</u>
Expenditures	652,009	638,367	818,484
Transfers Out	<u>0</u>	<u>0</u>	<u>0</u>
Total Expenditures and Transfer Out	<u>652,009</u>	<u>638,367</u>	<u>818,484</u>
Ending Balance	\$ <u>54,719</u>	\$ <u>90,395</u>	\$ <u>15,121</u>

**SAN PATRICIO COUNTY, TEXAS  
DISTRICT COURT OPERATING  
BUDGET 2019**

	2017 <u>ACTUAL</u>	2018 <u>ESTIMATE</u>	2019 <u>BUDGET</u>
330-810 P/R Share-Aransas Co.	\$ 115,752	\$ 117,490	\$ 129,855
330-812 P/R Share-Bee Co.	159,253	161,644	178,655
330-814 P/R Share-Live Oak Co.	57,636	58,502	64,658
330-816 P/R Share-McMullen Co.	<u>3,534</u>	<u>3,587</u>	<u>3,964</u>
Shared Revenue with Local Gov'ts	<u>336,175</u>	<u>341,223</u>	<u>377,132</u>
360-101 Interest Earnings	<u>1,664</u>	<u>3,755</u>	<u>2,700</u>
Investment Earnings	<u>1,664</u>	<u>3,755</u>	<u>2,700</u>
370-401 Refunds, Sundry	358	288	0
390-010 General Fund	323,915	328,777	330,992
390-152 Court Technology Fund	<u>0</u>	<u>0</u>	<u>32,386</u>
Other Revenue and Transfers In	<u>324,273</u>	<u>329,065</u>	<u>363,378</u>
<b>Total Revenue and Transfers In</b>	<b>\$ <u>662,112</u></b>	<b>\$ <u>674,043</u></b>	<b>\$ <u>743,210</u></b>

**SAN PATRICIO COUNTY, TEXAS  
DISTRICT COURT OPERATING  
BUDGET 2019**

	<u>2017 ACTUAL</u>	<u>2018 ESTIMATE</u>	<u>2019 BUDGET</u>
<b>460 District Court</b>			
110 Regular Employees	\$ 447,037	\$ 442,811	\$ 482,050
115 Temporary Employees	7,180	5,699	15,914
190 Longevity Pay	2,442	2,481	2,626
195 Overtime	0	109	0
210 Group Insurance	60,707	55,664	66,864
220 Social Security Taxes	33,714	33,825	38,297
230 Retirement Contributions	48,041	49,138	53,994
250 Unemployment Insurance	148	823	2,002
260 Workers' Compensation Ins	1,055	1,179	1,452
Personal Services	<u>600,324</u>	<u>591,729</u>	<u>663,199</u>
312 Conference and Assoc Dues	3,080	3,330	7,150
329 Court Reporter Services	0	1,623	0
330 Pre-Employment Physicals	162	162	100
434 Equipment Repairs/Maint	550	350	700
460 Software License/Support	0	0	66,000
520 Insurance/Bond Premiums	2,543	5,002	9,000
530 Telephone	849	912	6,600
538 Postage	4,527	5,062	6,000
540 Public Notices	0	250	500
580 Travel	9,288	2,792	11,000
598 Misc Services & Charges	24,111	21,707	40,235
Other Services and Charges	<u>45,110</u>	<u>41,190</u>	<u>147,285</u>
610 General Supplies	5,138	996	3,100
641 Books, Subscriptions	340	1,952	2,400
650 NCO Furniture/Equipment	1,097	2,500	2,500
Supplies	<u>6,575</u>	<u>5,448</u>	<u>8,000</u>
740 Machinery and Equipment	0	0	0
Capital Outlay	<u>0</u>	<u>0</u>	<u>0</u>
<b>District Court</b>	<u>\$ 652,009</u>	<u>\$ 638,367</u>	<u>\$ 818,484</u>

**SAN PATRICIO COUNTY, TEXAS  
INTOXILIZER PROGRAM  
BUDGET 2019**

	2017 <u>ACTUAL</u>	2018 <u>ESTIMATE</u>	2019 <u>BUDGET</u>
Beginning Balance	\$ 11,995	\$ 10,200	\$ 9,074
Revenues	54,387	51,674	51,475
Transfers In	<u>43,200</u>	<u>41,625</u>	<u>41,625</u>
Total Revenues and Transfers In	<u>97,587</u>	<u>93,299</u>	<u>93,100</u>
Available Resources	<u>109,582</u>	<u>103,499</u>	<u>102,174</u>
Expenditures	99,382	94,425	102,165
Transfers Out	<u>0</u>	<u>0</u>	<u>0</u>
Total Expenditures and Transfer Out	<u>99,382</u>	<u>94,425</u>	<u>102,165</u>
Ending Balance	\$ <u>10,200</u>	\$ <u>9,074</u>	\$ <u>9</u>

**SAN PATRICIO COUNTY, TEXAS  
INTOXILIZER PROGRAM  
BUDGET 2019**

	2017 ACTUAL	2018 ESTIMATE	2019 BUDGET
330-810 P/R Share-Aransas Co.	\$ 10,765	\$ 9,250	\$ 9,250
330-818 P/R Share-Nueces Co.	<u>43,200</u>	<u>41,625</u>	<u>41,625</u>
Shared Revenue with Local Gov'ts	<u>53,965</u>	<u>50,875</u>	<u>50,875</u>
360-101 Interest Earnings	<u>422</u>	<u>758</u>	<u>600</u>
Investment Earnings	<u>422</u>	<u>758</u>	<u>600</u>
370-401 Refunds, Sundry	0	41	0
390-010 General Fund	<u>43,200</u>	<u>41,625</u>	<u>41,625</u>
Other Revenue and Transfers In	<u>43,200</u>	<u>41,666</u>	<u>41,625</u>
<b>Total Revenue and Transfers In</b>	<b>\$ <u>97,587</u></b>	<b>\$ <u>93,299</u></b>	<b>\$ <u>93,100</u></b>



**SAN PATRICIO COUNTY, TEXAS  
INTOXILIZER PROGRAM  
BUDGET 2019**

	2017 <u>ACTUAL</u>	2018 <u>ESTIMATE</u>	2019 <u>BUDGET</u>
<b>666 Intoxilizer Program</b>			
110 Regular Employees	\$ 60,600	\$ 62,418	\$ 64,291
185 Phone Allowance	600	600	600
190 Longevity Pay	54	90	126
210 Group Insurance	8,764	8,764	9,552
220 Social Security Taxes	4,686	4,826	4,974
230 Retirement Contributions	6,444	6,845	7,243
250 Unemployment Insurance	26	114	260
260 Workers' Compensation Ins	174	169	208
Personal Services	<u>81,348</u>	<u>83,826</u>	<u>87,254</u>
312 Conference and Assoc Dues	325	580	600
330 Pre-Employment Physicals	0	0	0
434 Equipment Repairs/Maint	1,980	1,800	2,000
520 Insurance/Bond Premiums	623	598	1,000
530 Telephone	0	0	0
538 Postage	0	0	50
580 Travel	6,954	5,751	7,000
598 Misc Services & Charges	5,428	673	2,761
Other Services and Charges	<u>15,310</u>	<u>9,402</u>	<u>13,411</u>
610 General Supplies	2,724	1,197	1,500
650 NCO Furniture/Equipment Supplies	<u>0</u>	<u>0</u>	<u>0</u>
	<u>2,724</u>	<u>1,197</u>	<u>1,500</u>
740 Machinery and Equipment Capital Outlay	<u>0</u>	<u>0</u>	<u>0</u>
	<u>0</u>	<u>0</u>	<u>0</u>
<b>Intoxilizer Program</b>	<b>\$ <u>99,382</u></b>	<b>\$ <u>94,425</u></b>	<b>\$ <u>102,165</u></b>

**SAN PATRICIO COUNTY, TEXAS  
WOMEN, INFANTS AND CHILDREN PROGRAM  
BUDGET 2019**

	2017 <u>ACTUAL</u>	2018 <u>ESTIMATE</u>	2019 <u>BUDGET</u>
Beginning Balance	\$ 17,080	\$ -731	\$ 699
Revenues	551,446	542,433	638,509
Transfers In	<u>0</u>	<u>26,000</u>	<u>0</u>
Total Revenues and Transfers In	<u>551,446</u>	<u>568,433</u>	<u>638,509</u>
Available Resources	<u>568,526</u>	<u>567,702</u>	<u>639,208</u>
Expenditures	569,257	567,003	638,509
Transfers Out	<u>0</u>	<u>0</u>	<u>0</u>
Total Expenditures and Transfer Out	<u>569,257</u>	<u>567,003</u>	<u>638,509</u>
Ending Balance	\$ <u><u>-731</u></u>	\$ <u><u>699</u></u>	\$ <u><u>699</u></u>

**SAN PATRICIO COUNTY, TEXAS  
WOMEN, INFANTS AND CHILDREN PROGRAM  
BUDGET 2019**

	2017 <u>ACTUAL</u>	2018 <u>ESTIMATE</u>	2019 <u>BUDGET</u>
330-565 WIC Grant	\$ 551,371	\$ 542,195	\$ 638,509
360-101 Interest Earnings	0	0	0
370-401 Refunds, Sundry	75	238	0
390-010 General Fund	<u>0</u>	<u>26,000</u>	<u>0</u>
<b>Total Revenue</b>	<b>\$ <u>551,446</u></b>	<b>\$ <u>568,433</u></b>	<b>\$ <u>638,509</u></b>
<b>748 W I C</b>			
110 Regular Employees	\$ 349,218	\$ 344,409	\$ 365,525
115 Temporary Employees	0	0	15,000
185 Phone Allowance	1,200	1,200	1,200
190 Longevity Pay	2,818	2,727	3,490
195 Overtime	4,583	4,227	5,000
210 Group Insurance	84,188	74,169	95,520
220 Social Security Taxes	25,292	25,038	29,852
230 Retirement Contributions	37,643	38,519	43,468
250 Unemployment Insurance	93	657	1,559
260 Workers' Compensation Ins	606	783	937
Personal Services	<u>505,641</u>	<u>491,729</u>	<u>561,551</u>
312 Conference and Assoc Dues	1,280	3,861	3,000
330 Pre-Employment Physicals	0	0	150
341 Other Professional Services	19,031	23,258	5,000
410 Utilities	2,414	2,013	2,000
421 Waste Disposal	0	0	0
430 Building Repairs/Maint	0	0	0
434 Equipment Repairs/Maint	0	1,096	1,320
441 Building/Office Rental	1,920	1,920	1,920
450 Construction Services	0	0	0
520 Insurance/Bond Premiums	726	689	1,000
530 Telephone	7,800	12,147	5,000
538 Postage	109	50	1,000
540 Public Notices	0	0	1,000
580 Travel	11,523	16,905	10,000
598 Misc Services & Charges	840	0	20,568
Other Services and Charges	<u>45,643</u>	<u>61,939</u>	<u>51,958</u>
610 General Supplies	8,314	2,622	10,000
650 NCO Furniture/Equipment	1,650	1,500	5,000
698 Other Supplies	8,009	9,213	10,000
Supplies	<u>17,973</u>	<u>13,335</u>	<u>25,000</u>
740 Machinery and Equipment	<u>0</u>	<u>0</u>	<u>0</u>
Capital Outlay	<u>0</u>	<u>0</u>	<u>0</u>
<b>WIC</b>	<b>\$ <u>569,257</u></b>	<b>\$ <u>567,003</u></b>	<b>\$ <u>638,509</u></b>

**SAN PATRICIO COUNTY, TEXAS  
LAW LIBRARY  
BUDGET 2019**

	2017 <u>ACTUAL</u>	2018 <u>ESTIMATE</u>	2019 <u>BUDGET</u>
Beginning Balance	\$ 41,561	\$ 35,897	\$ 28,615
Revenues	51,692	58,557	54,300
Transfers In	<u>0</u>	<u>0</u>	<u>0</u>
Total Revenues and Transfers In	<u>51,692</u>	<u>58,557</u>	<u>54,300</u>
Available Resources	<u>93,253</u>	<u>94,454</u>	<u>82,915</u>
Expenditures	57,356	65,839	72,500
Transfers Out	<u>0</u>	<u>0</u>	<u>0</u>
Total Expenditures and Transfer Out	<u>57,356</u>	<u>65,839</u>	<u>72,500</u>
Ending Balance	\$ <u><u>35,897</u></u>	\$ <u><u>28,615</u></u>	\$ <u><u>10,415</u></u>

**SAN PATRICIO COUNTY, TEXAS  
LAW LIBRARY  
BUDGET 2019**

	2017 ACTUAL	2018 ESTIMATE	2019 BUDGET
340-317 Law Library-County Clerk	\$ 27,843	\$ 30,166	\$ 32,200
340-319 Law Library-Dist Clerk	23,279	27,660	21,500
360-101 Interest Earnings	570	686	600
370-401 Refunds, Sundry	0	45	0
390-010 General Fund	0	0	0
<b>Total Revenue</b>	<b>\$ 51,692</b>	<b>\$ 58,557</b>	<b>\$ 54,300</b>
<b>480 Law Library</b>			
110 Regular Employees	\$ 0	\$ 0	\$ 0
115 Temporary Employees	0	0	0
190 Longevity Pay	0	0	0
210 Group Insurance	0	0	0
220 Social Security Taxes	0	0	0
230 Retirement Contributions	0	0	0
250 Unemployment Insurance	0	0	0
260 Workers' Compensation Ins	0	0	0
Personal Services	0	0	0
520 Insurance/Bond Premiums	35	32	200
540 Public Notices	0	0	100
598 Misc Services & Charges	0	0	100
Other Services and Charges	35	32	400
610 General Supplies	0	0	100
641 Books, Subscriptions	57,321	64,807	70,000
650 NCO Furniture/Equipment	0	1,000	2,000
Supplies	57,321	65,807	72,100
740 Machinery and Equipment	0	0	0
Capital Outlay	0	0	0
<b>Law Library</b>	<b>\$ 57,356</b>	<b>\$ 65,839</b>	<b>\$ 72,500</b>

**SAN PATRICIO COUNTY, TEXAS  
COURTHOUSE SECURITY FUND  
BUDGET 2019**

	2017 <u>ACTUAL</u>	2018 <u>ESTIMATE</u>	2019 <u>BUDGET</u>
Beginning Balance	\$ 553,050	\$ 532,540	\$ 489,790
Revenues	44,398	62,178	50,600
Transfers In	<u>0</u>	<u>0</u>	<u>0</u>
Total Revenues and Transfers In	<u>44,398</u>	<u>62,178</u>	<u>50,600</u>
Available Resources	<u>597,448</u>	<u>594,718</u>	<u>540,390</u>
Expenditures	64,908	104,928	158,542
Transfers Out	<u>0</u>	<u>0</u>	<u>0</u>
Total Expenditures and Transfer Out	<u>64,908</u>	<u>104,928</u>	<u>158,542</u>
Ending Balance	\$ <u>532,540</u>	\$ <u>489,790</u>	\$ <u>381,848</u>

**SAN PATRICIO COUNTY, TEXAS  
COURTHOUSE SECURITY FUND  
BUDGET 2019**

	2017 <u>ACTUAL</u>	2018 <u>ESTIMATE</u>	2019 <u>BUDGET</u>
340-106 County Clerk	\$ 13,397	\$ 14,738	\$ 14,100
340-112 District Clerk	4,556	5,503	4,100
340-113 Justice Courts	20,175	32,244	22,400
360-101 Interest Earnings	6,270	9,665	10,000
370-401 Refunds, Sundry	<u>0</u>	<u>28</u>	<u>0</u>
<b>Total Revenue</b>	<b>\$ <u>44,398</u></b>	<b>\$ <u>62,178</u></b>	<b>\$ <u>50,600</u></b>
<b>670 Courthouse Security</b>			
110 Regular Employees	\$ 29,648	\$ 31,100	\$ 32,034
190 Longevity Pay	78	108	150
195 Overtime	1,941	3,599	0
210 Group Insurance	6,720	6,765	9,552
220 Social Security Taxes	2,313	2,432	2,462
230 Retirement Contributions	3,332	3,633	3,585
250 Unemployment Insurance	17	78	129
260 Workers' Compensation Ins Personal Services	<u>406</u>	<u>438</u>	<u>541</u>
	<u>44,455</u>	<u>48,153</u>	<u>48,453</u>
312 Conference and Assoc Dues	295	500	1,000
330 Pre-Employment Physicals	0	0	0
336 Engineering/Architectural	0	0	0
341 Other Professional Services	0	0	0
434 Equipment Repairs/Maint	0	2,000	4,000
442 Vehicle/Equipment Rental	0	0	0
520 Insurance/Bond Premiums	176	167	1,000
540 Public Notices	0	0	0
580 Travel	491	400	800
598 Misc Services & Charges	<u>7,135</u>	<u>1,044</u>	<u>2,589</u>
Other Services and Charges	<u>8,097</u>	<u>4,111</u>	<u>9,389</u>
610 General Supplies	10,490	2,664	700
650 NCO Furniture/Equipment Supplies	<u>1,866</u>	<u>50,000</u>	<u>100,000</u>
	<u>12,356</u>	<u>52,664</u>	<u>100,700</u>
740 Machinery and Equipment Capital Outlay	<u>0</u>	<u>0</u>	<u>0</u>
	<u>0</u>	<u>0</u>	<u>0</u>
<b>Courthouse Security</b>	<b>\$ <u>64,908</u></b>	<b>\$ <u>104,928</u></b>	<b>\$ <u>158,542</u></b>

**SAN PATRICIO COUNTY, TEXAS  
RECORDS MANAGEMENT FUND  
BUDGET 2019**

	<u>2017 ACTUAL</u>	<u>2018 ESTIMATE</u>	<u>2019 BUDGET</u>
Beginning Balance	\$ <u>804,794</u>	\$ <u>435,609</u>	\$ <u>449,200</u>
Revenues	262,796	291,113	269,200
Transfers In	<u>0</u>	<u>0</u>	<u>0</u>
Total Revenues and Transfers In	<u>262,796</u>	<u>291,113</u>	<u>269,200</u>
Available Resources	<u>1,067,590</u>	<u>726,722</u>	<u>718,400</u>
Expenditures	631,981	277,522	506,469
Transfers Out	<u>0</u>	<u>0</u>	<u>0</u>
Total Expenditures and Transfer Out	<u>631,981</u>	<u>277,522</u>	<u>506,469</u>
Ending Balance	\$ <u><u>435,609</u></u>	\$ <u><u>449,200</u></u>	\$ <u><u>211,931</u></u>



**SAN PATRICIO COUNTY, TEXAS  
RECORDS MANAGEMENT FUND  
BUDGET 2019**

	2017 <u>ACTUAL</u>	2018 <u>ESTIMATE</u>	2019 <u>BUDGET</u>
340-325 Records Mgmt - County Clerk	\$ 8,505	\$ 9,770	\$ 9,700
340-326 Records Mgmt - District Clerk	14,247	16,626	14,000
340-327 Rec Mgmt - County Clerk - Special	106,083	117,165	109,000
340-328 Co Clerk Records Archive Fee	104,733	116,188	108,000
340-329 Digital Record Preservation	3,590	3,760	3,800
340-330 Digital Record Preservation	7,748	9,055	7,600
340-331 Dist Clerk Archive Fee	8,329	9,876	8,000
360-101 Interest Earnings	9,561	8,638	9,100
370-401 Refunds, Sundry	<u>0</u>	<u>35</u>	<u>0</u>
<b>Total Revenue</b>	<b>\$ <u>262,796</u></b>	<b>\$ <u>291,113</u></b>	<b>\$ <u>269,200</u></b>
<b>403 County Clerk</b>			
110 Regular Employees	\$ 25,884	\$ 26,660	\$ 27,461
115 Temporary Employees	0	0	0
190 Longevity Pay	386	422	458
195 Overtime	412	489	0
210 Group Insurance	8,764	8,764	9,552
220 Social Security Taxes	2,041	2,116	2,136
230 Retirement Contributions	2,807	3,001	3,110
250 Unemployment Insurance	12	50	112
260 Workers' Compensation Ins	59	66	81
Personal Services	<u>40,365</u>	<u>41,568</u>	<u>42,910</u>
312 Conference and Assoc Dues	0	0	100
341 Other Professional Services	49,000	80,000	80,000
410 Utilities	4,339	3,639	4,000
430 Building Repairs/Maint	0	0	0
432 Vehicle Repairs/Maint	0	0	0
434 Equipment Repairs/Maint	5,900	3,632	10,000
450 Construction Services	0	0	0
520 Insurance/Bond Premiums	172	163	400
540 Public Notices	108	0	0
580 Travel	0	0	200
598 Misc Services & Charges	1,757	720	3,559
Other Services and Charges	<u>61,276</u>	<u>88,154</u>	<u>98,259</u>
610 General Supplies	0	1,750	3,500
650 NCO Furniture/Equipment	0	0	0
Supplies	<u>0</u>	<u>1,750</u>	<u>3,500</u>
740 Machinery and Equipment	0	5,800	5,800
Capital Outlay	<u>0</u>	<u>5,800</u>	<u>5,800</u>
<b>County Clerk</b>	<b><u>101,641</u></b>	<b><u>137,272</u></b>	<b><u>150,469</u></b>
<b>404 Records Archive/Preservation</b>			
341 Other Professional Services	499,923	135,250	300,000
Other Services and Charges	<u>499,923</u>	<u>135,250</u>	<u>300,000</u>
<b>Records Archive/Preservation</b>	<b><u>499,923</u></b>	<b><u>135,250</u></b>	<b><u>300,000</u></b>

**SAN PATRICIO COUNTY, TEXAS  
RECORDS MANAGEMENT FUND  
BUDGET 2019**

	<u>2017 ACTUAL</u>	<u>2018 ESTIMATE</u>	<u>2019 BUDGET</u>
<b>465 District Clerk</b>			
110 Regular Employees	\$ 24,489	\$ 0	0
190 Longevity Pay	240	0	0
195 Overtime	202	0	0
210 Group Insurance	756	0	0
220 Social Security Taxes	1,910	0	0
230 Retirement Contributions	2,623	0	0
250 Unemployment Insurance	11	0	0
260 Workers' Compensation Ins	56	0	0
Personal Services	<u>30,287</u>	<u>0</u>	<u>0</u>
312 Conference and Assoc Dues	0	0	0
434 Equipment Repairs/Maint	0	0	0
520 Insurance/Bond Premiums	130	0	0
580 Travel	0	0	0
598 Misc Services & Charges	0	0	0
Other Services and Charges	<u>130</u>	<u>0</u>	<u>0</u>
610 General Supplies	0	0	0
650 NCO Furniture/Equipment Supplies	<u>0</u>	<u>0</u>	<u>0</u>
740 Machinery and Equipment Capital Outlay	<u>0</u>	<u>0</u>	<u>0</u>
<b>District Clerk</b>	<u>30,417</u>	<u>0</u>	<u>0</u>
<b>466 Records Archive/Preservation</b>			
341 Other Professional Services	0	5,000	56,000
Other Services and Charges	<u>0</u>	<u>5,000</u>	<u>56,000</u>
<b>Records Archive/Preservation</b>	<u>0</u>	<u>5,000</u>	<u>56,000</u>
<b>Records Management Fund</b>	<u>\$ 631,981</u>	<u>\$ 277,522</u>	<u>\$ 506,469</u>

**SAN PATRICIO COUNTY, TEXAS  
COURT TECHNOLOGY FEE FUND  
BUDGET 2019**

	2017 <u>ACTUAL</u>	2018 <u>ESTIMATE</u>	2019 <u>BUDGET</u>
Beginning Balance	\$ 250,917	\$ 274,837	\$ 289,901
Revenues	28,736	43,310	32,700
Transfers In	<u>0</u>	<u>0</u>	<u>0</u>
Total Revenues and Transfers In	<u>28,736</u>	<u>43,310</u>	<u>32,700</u>
Available Resources	<u>279,653</u>	<u>318,147</u>	<u>322,601</u>
Expenditures	4,816	28,246	81,000
Transfers Out	<u>0</u>	<u>0</u>	<u>32,386</u>
Total Expenditures and Transfer Out	<u>4,816</u>	<u>28,246</u>	<u>113,386</u>
Ending Balance	\$ <u>274,837</u>	\$ <u>289,901</u>	\$ <u>209,215</u>

**SAN PATRICIO COUNTY, TEXAS  
COURT TECHNOLOGY FEE FUND  
BUDGET 2019**

	2017 <u>ACTUAL</u>	2018 <u>ESTIMATE</u>	2019 <u>BUDGET</u>
340-302 Justice Court Technology Fee	\$ 19,540	\$ 31,572	\$ 21,000
340-331 County Clerk Technology Fee	5,274	5,668	5,700
340-332 District Clerk Technology Fee	<u>896</u>	<u>949</u>	<u>900</u>
<b>Total Charges for Services</b>	<u>25,710</u>	<u>38,189</u>	<u>27,600</u>
360-101 Interest Earnings	<u>3,026</u>	<u>5,121</u>	<u>5,100</u>
<b>Investment Earnings</b>	<u>3,026</u>	<u>5,121</u>	<u>5,100</u>
<b>Total Revenue</b>	<u>\$ 28,736</u>	<u>\$ 43,310</u>	<u>\$ 32,700</u>
<b>450 County Court</b>			
460 Software License/Support	\$ 0	\$ 0	\$ 20,000
Other Services and Charges	<u>0</u>	<u>0</u>	<u>20,000</u>
<b>460 District Court</b>			
460 Software License/Support	0	0	20,000
Other Services and Charges	<u>0</u>	<u>0</u>	<u>20,000</u>
<b>479 Justices of the Peace</b>			
312 Conference and Assoc Dues	0	1,000	5,000
434 Equipment Repairs/Maint	2,437	4,064	4,900
530 Telephone	0	0	0
580 Travel	0	500	1,000
598 Misc Services & Charges	0	1,896	800
Other Services and Charges	<u>2,437</u>	<u>7,460</u>	<u>11,700</u>
610 General Supplies	0	1,197	1,100
650 NCO Furniture/Equipment	2,379	19,589	28,200
Supplies	<u>2,379</u>	<u>20,786</u>	<u>29,300</u>
740 Machinery and Equipment	0	0	0
Capital Outlay	<u>0</u>	<u>0</u>	<u>0</u>
<b>Justices of the Peace</b>	<u>4,816</u>	<u>\$ 28,246</u>	<u>41,000</u>
<b>900 Operating Transfers Out</b>			
150 District Courts Operating	0	0	32,386
Operating Transfers Out	<u>0</u>	<u>0</u>	<u>32,386</u>
<b>Court Technology Fund</b>	<u>\$ 4,816</u>	<u>\$ 28,246</u>	<u>\$ 113,386</u>

**SAN PATRICIO COUNTY, TEXAS  
COURT REPORTER SERVICE FUND  
BUDGET 2019**

	<u>2017 ACTUAL</u>	<u>2018 ESTIMATE</u>	<u>2019 BUDGET</u>
Beginning Balance	\$ 110,606	\$ 113,908	\$ 93,892
Revenues	15,828	18,688	15,900
Transfers In	<u>0</u>	<u>0</u>	<u>0</u>
Total Revenues and Transfers In	<u>15,828</u>	<u>18,688</u>	<u>15,900</u>
Available Resources	<u>126,434</u>	<u>132,596</u>	<u>109,792</u>
Expenditures	12,526	38,704	100,000
Transfers Out	<u>0</u>	<u>0</u>	<u>0</u>
Total Expenditures and Transfer Out	<u>12,526</u>	<u>38,704</u>	<u>100,000</u>
Ending Balance	\$ <u><u>113,908</u></u>	\$ <u><u>93,892</u></u>	\$ <u><u>9,792</u></u>

**SAN PATRICIO COUNTY, TEXAS  
COURT REPORTER SERVICE FUND  
BUDGET 2019**

	<u>2017 ACTUAL</u>	<u>2018 ESTIMATE</u>	<u>2019 BUDGET</u>
340-106 County Clerk	\$ 4,590	\$ 4,800	\$ 4,900
340-112 District Clerk	<u>9,928</u>	<u>11,815</u>	<u>9,000</u>
<b>Total Charges for Services</b>	<u>14,518</u>	<u>16,615</u>	<u>13,900</u>
360-101 Interest Earnings	<u>1,310</u>	<u>2,073</u>	<u>2,000</u>
<b>Investment Earnings</b>	<u>1,310</u>	<u>2,073</u>	<u>2,000</u>
370-401 Refunds, Sundry	<u>0</u>	<u>0</u>	<u>0</u>
<b>Other Revenue &amp; Transfers In</b>	<u>0</u>	<u>0</u>	<u>0</u>
<b>Total Revenue</b>	<u>\$ 15,828</u>	<u>\$ 18,688</u>	<u>\$ 15,900</u>
<b>450 County Court</b>			
321 Other Costs of Court	\$ 0	\$ 0	\$ 1,000
329 Court Reporter Services	<u>0</u>	<u>12,500</u>	<u>25,000</u>
Other Services and Charges	<u>0</u>	<u>12,500</u>	<u>26,000</u>
<b>460 District Court</b>			
321 Other Costs of Court	0	0	1,000
329 Court Reporter Services	<u>12,526</u>	<u>26,204</u>	<u>73,000</u>
Other Services and Charges	<u>12,526</u>	<u>26,204</u>	<u>74,000</u>
<b>District Court</b>	<u>\$ 12,526</u>	<u>\$ 38,704</u>	<u>\$ 100,000</u>

**SAN PATRICIO COUNTY, TEXAS  
COASTAL BEND COG GRANT  
BUDGET 2019**

	<u>2017 ACTUAL</u>	<u>2018 ESTIMATE</u>	<u>2019 BUDGET</u>
Beginning Balance	\$ 269,789	\$ 285,637	\$ 231,591
Revenues	55,715	5,142	4,000
Transfers In	<u>0</u>	<u>0</u>	<u>0</u>
Total Revenues and Transfers In	<u>55,715</u>	<u>5,142</u>	<u>4,000</u>
Available Resources	<u>325,504</u>	<u>290,779</u>	<u>235,591</u>
Expenditures	39,867	59,188	230,000
Transfers Out	<u>0</u>	<u>0</u>	<u>0</u>
Total Expenditures and Transfer Out	<u>39,867</u>	<u>59,188</u>	<u>230,000</u>
Ending Balance	\$ <u>285,637</u>	\$ <u>231,591</u>	\$ <u>5,591</u>

**SAN PATRICIO COUNTY, TEXAS  
COASTAL BEND COG GRANT  
BUDGET 2019**

	2017 <u>ACTUAL</u>	2018 <u>ESTIMATE</u>	2019 <u>BUDGET</u>
330-276 SHS Grant	\$ 0	\$ 0	\$ 0
330-404 Coastal Bend COG-911 Funding	<u>52,758</u>	<u>0</u>	<u>0</u>
<b>Total Charges for Services</b>	<u>52,758</u>	<u>0</u>	<u>0</u>
360-101 Interest Earnings	<u>2,957</u>	<u>5,142</u>	<u>4,000</u>
<b>Investment Earnings</b>	<u>2,957</u>	<u>5,142</u>	<u>4,000</u>
<b>Total Revenue</b>	<u>\$ 55,715</u>	<u>\$ 5,142</u>	<u>\$ 4,000</u>
<b>660 County Sheriff</b>			
312 Conference and Assoc Dues	\$ 2,845	\$ 1,470	\$ 16,000
434 Equipment Repairs/Maint	0	900	1,000
450 Construction Services	0	0	0
530 Telephone	0	0	1,000
580 Travel	4,411	1,800	18,000
598 Misc Services & Charges	<u>3,761</u>	<u>32,522</u>	<u>21,000</u>
Other Services and Charges	<u>11,017</u>	<u>36,692</u>	<u>57,000</u>
610 General Supplies	2,179	10,000	100,000
650 NCO Furniture/Equipment	0	8,684	38,000
Supplies	<u>2,179</u>	<u>18,684</u>	<u>138,000</u>
740 Machinery and Equipment	<u>26,671</u>	<u>3,812</u>	<u>35,000</u>
Capital Outlay	<u>26,671</u>	<u>3,812</u>	<u>35,000</u>
<b>900 Operating Transfers Out</b>			
010 General Fund	<u>0</u>	<u>0</u>	<u>0</u>
Operating Transfers Out	<u>0</u>	<u>0</u>	<u>0</u>
<b>County Sheriff</b>	<u>\$ 39,867</u>	<u>\$ 59,188</u>	<u>\$ 230,000</u>



**SAN PATRICIO COUNTY, TEXAS  
COMMUNICATIONS SYSTEM  
BUDGET 2019**

	<u>2017 ACTUAL</u>	<u>2018 ESTIMATE</u>	<u>2019 BUDGET</u>
Beginning Balance	\$ 213,604	\$ 222,794	\$ 144,977
Revenues	48,506	51,245	59,800
Transfers In	<u>0</u>	<u>0</u>	<u>0</u>
Total Revenues and Transfers In	<u>48,506</u>	<u>51,245</u>	<u>59,800</u>
Available Resources	<u>262,110</u>	<u>274,039</u>	<u>204,777</u>
Expenditures	39,316	129,062	194,000
Transfers Out	<u>0</u>	<u>0</u>	<u>0</u>
Total Expenditures and Transfer Out	<u>39,316</u>	<u>129,062</u>	<u>194,000</u>
Ending Balance	\$ <u>222,794</u>	\$ <u>144,977</u>	\$ <u>10,777</u>

**SAN PATRICIO COUNTY, TEXAS  
COMMUNICATIONS SYSTEM  
BUDGET 2019**

	2017 <u>ACTUAL</u>	2018 <u>ESTIMATE</u>	2019 <u>BUDGET</u>
330-405 SHSP Grant	0	0	0
340-405 Radio Maintenance Fee	<u>45,855</u>	<u>46,225</u>	<u>56,000</u>
<b>Total Charges for Services</b>	<u>45,855</u>	<u>46,225</u>	<u>56,000</u>
360-101 Interest Earnings	<u>2,651</u>	<u>5,020</u>	<u>3,800</u>
<b>Investment Earnings</b>	<u>2,651</u>	<u>5,020</u>	<u>3,800</u>
370-100 Sale of Fixed Assets	0	0	0
370-101 Insurance Recovery-Assets	0	0	0
370-401 Refunds, Sundry	0	0	0
390-010 General Fund	<u>0</u>	<u>0</u>	<u>0</u>
<b>Other Revenue &amp; Transfers In</b>	<u>0</u>	<u>0</u>	<u>0</u>
<b>Total Revenue</b>	<u>\$ 48,506</u>	<u>\$ 51,245</u>	<u>\$ 59,800</u>
<b>665 Communications System</b>			
434 Equipment Repairs/Maint	\$ 10,075	\$ 33,800	\$ 52,000
450 Construction Services	0	6,500	10,000
598 Misc Services & Charges	<u>25,839</u>	<u>19,680</u>	<u>32,000</u>
Other Services and Charges	<u>35,914</u>	<u>59,980</u>	<u>94,000</u>
610 General Supplies	905	17,082	20,000
650 NCO Furniture/Equipment	<u>2,497</u>	<u>26,000</u>	<u>40,000</u>
Supplies	<u>3,402</u>	<u>43,082</u>	<u>60,000</u>
740 Machinery and Equipment	<u>0</u>	<u>26,000</u>	<u>40,000</u>
Capital Outlay	<u>0</u>	<u>26,000</u>	<u>40,000</u>
<b>Communications System</b>	<u>\$ 39,316</u>	<u>\$ 129,062</u>	<u>\$ 194,000</u>

**SAN PATRICIO COUNTY, TEXAS  
SAN PATRICIO COUNTY AIRPORT FUND  
BUDGET 2019**

	2017 <u>ACTUAL</u>	2018 <u>ESTIMATE</u>	2019 <u>BUDGET</u>
Beginning Balance	\$ 650,520	\$ 680,555	\$ 395,615
Revenues	480,642	476,084	610,400
Transfers In	<u>400,000</u>	<u>1,100,000</u>	<u>1,300,000</u>
Total Revenues and Transfers In	<u>880,642</u>	<u>1,576,084</u>	<u>1,910,400</u>
Available Resources	<u>1,531,162</u>	<u>2,256,639</u>	<u>2,306,015</u>
Expenditures	850,607	1,861,024	2,202,530
Transfers Out	<u>0</u>	<u>0</u>	<u>0</u>
Total Expenditures and Transfer Out	<u>850,607</u>	<u>1,861,024</u>	<u>2,202,530</u>
Ending Balance	\$ <u>680,555</u>	\$ <u>395,615</u>	\$ <u>103,485</u>

**SAN PATRICIO COUNTY, TEXAS  
SAN PATRICIO COUNTY AIRPORT FUND  
BUDGET 2019**

	2017 <u>ACTUAL</u>	2018 <u>ESTIMATE</u>	2019 <u>BUDGET</u>
330-403 FEMA-Hurricane Harvey	\$ 9,884	\$ 0	\$ 0
330-504 TXDOT Grant	0	0	0
360-101 Interest Earnings	8,427	12,378	10,400
370-100 Sale of Fixed Assets	0	0	0
370-101 Insurance Recovery-Assets	17,501	7,847	0
370-201 Rental Income	118,904	100,254	100,000
370-307 Fuel Sales	325,926	355,530	500,000
370-401 Refunds, Sundry	0	75	0
390-010 General Fund	400,000	400,000	400,000
390-720 Capital Improvements	<u>0</u>	<u>700,000</u>	<u>900,000</u>
<b>Total Revenue and Transfers In</b>	<b>\$ <u>880,642</u></b>	<b>\$ <u>1,576,084</u></b>	<b>\$ <u>1,910,400</u></b>
<b>732 Sinton Airport</b>			
115 Temporary Employees	\$ 0	\$ 0	\$ 0
185 Phone Allowance	0	0	0
190 Longevity Pay	0	0	0
210 Group Insurance	0	0	0
220 Social Security Taxes	0	0	0
230 Retirement Contributions	0	0	0
250 Unemployment Insurance	0	0	0
260 Workers' Compensation Ins	<u>0</u>	<u>0</u>	<u>0</u>
Personal Services	<u>0</u>	<u>0</u>	<u>0</u>
336 Engineering/Architectural	0	0	10,000
410 Utilities	5,842	6,288	6,900
421 Waste Disposal	0	0	0
424 Grounds Maintenance	0	0	100
430 Building Repairs/Maint	7,920	720	60,000
432 Vehicle Repairs/Maint	0	500	1,000
434 Equipment Repairs/Maint	3,847	18,353	10,000
442 Vehicle/Equipment Rental	0	500	1,000
450 Construction Services	27,456	0	1,000
451 Sealcoating	0	0	65,000
520 Insurance/Bond Premiums	5,284	5,928	6,000
530 Telephone	1,662	2,685	1,100
540 Public Notices	0	100	200
598 Misc Services & Charges	<u>763</u>	<u>525</u>	<u>1,000</u>
<i>Other Services and Charges</i>	<u>52,774</u>	<u>35,599</u>	<u>163,300</u>
602 Repair Materials	5,755	7,062	15
604 Repair Parts	4,827	2,970	4,000
608 Signage	0	0	100
610 General Supplies	4,943	1,438	500
626 Fuel, Oil, Lubricants	0	14,000	60,000
627 Automotive Supplies	0	0	0
650 NCO Furniture/Equipment	4,855	2,000	100
698 Other Supplies	<u>20</u>	<u>0</u>	<u>3,000</u>
<i>Supplies</i>	<u>20,400</u>	<u>27,470</u>	<u>67,715</u>
740 Machinery and Equipment	<u>49,834</u>	<u>20,415</u>	<u>100</u>
<i>Capital Outlay</i>	<u>49,834</u>	<u>20,415</u>	<u>100</u>
<b>Sinton Airport</b>	<b><u>123,008</u></b>	<b><u>83,484</u></b>	<b><u>231,115</u></b>

**SAN PATRICIO COUNTY, TEXAS  
SAN PATRICIO COUNTY AIRPORT FUND  
BUDGET 2019**

	2017 <u>ACTUAL</u>	2018 <u>ESTIMATE</u>	2019 <u>BUDGET</u>
<b>734 T. P. McCampbell Airport</b>			
110 Regular Employees	\$ 108,964	\$ 111,944	\$ 107,990
115 Temporary Employees	0	0	5,737
185 Phone Allowance	1,200	1,200	1,200
190 Longevity Pay	129	213	369
195 Overtime	898	927	3,500
210 Group Insurance	18,344	18,344	28,656
220 Social Security Taxes	8,129	8,407	9,089
230 Retirement Contributions	11,697	12,459	13,234
250 Unemployment Insurance	46	207	476
260 Workers' Compensation Ins	2,419	2,617	3,219
Personal Services	<u>151,826</u>	<u>156,318</u>	<u>173,470</u>
312 Conference and Assoc Dues	200	400	300
336 Engineering/Architectural	1,200	97,809	80,000
341 Other Professional Services	0	0	0
410 Utilities	10,811	9,420	15,000
424 Grounds Maintenance	0	0	100
430 Building Repairs/Maint	21,850	9,518	1,000
432 Vehicle Repairs/Maint	1,987	7,733	5,000
434 Equipment Repairs/Maint	22,910	7,812	6,000
442 Vehicle/Equipment Rental	280	500	1,000
450 Construction Services	8,900	379,598	1,200,000
451 Sealcoating	0	0	120,000
520 Insurance/Bond Premiums	5,212	7,741	9,425
530 Telephone	3,593	4,499	1,500
538 Postage	220	293	400
540 Public Notices	353	543	500
580 Travel	468	1,033	800
588 Hauling Charges	0	0	0
598 Misc Services & Charges	3,160	6,673	8,220
<i>Other Services and Charges</i>	<u>81,144</u>	<u>533,572</u>	<u>1,449,245</u>
602 Repair Materials	23,331	31,435	8,000
604 Repair Parts	13,578	14,613	7,000
608 Signage	0	0	500
610 General Supplies	10,980	10,703	3,000
626 Fuel, Oil, Lubricants	317,837	321,421	325,000
627 Automotive Supplies	0	500	100
641 Books, Subscriptions	0	0	100
650 NCO Furniture/Equipment	4,933	4,598	1,000
698 Other Supplies	2,948	1,500	3,000
<i>Supplies</i>	<u>373,607</u>	<u>384,770</u>	<u>347,700</u>
730 Improvements	0	524,738	0
740 Machinery and Equipment	121,022	178,142	1,000
<i>Capital Outlay</i>	<u>121,022</u>	<u>702,880</u>	<u>1,000</u>
<b>T. P. McCampbell Airport</b>	<u>727,599</u>	<u>1,777,540</u>	<u>1,971,415</u>
<b>San Patricio County Airport Fund</b>	<u>\$ 850,607</u>	<u>\$ 1,861,024</u>	<u>\$ 2,202,530</u>

**SAN PATRICIO COUNTY, TEXAS  
ELECTION SERVICES  
BUDGET 2019**

	2017 <u>ACTUAL</u>	2018 <u>ESTIMATE</u>	2019 <u>BUDGET</u>
Beginning Balance	\$ 334,139	\$ 102,635	\$ 176,149
Revenues	108,496	73,514	36,800
Transfers In	<u>0</u>	<u>0</u>	<u>0</u>
Total Revenues and Transfers In	<u>108,496</u>	<u>73,514</u>	<u>36,800</u>
Available Resources	<u>442,635</u>	<u>176,149</u>	<u>212,949</u>
Expenditures	340,000	0	0
Transfers Out	<u>0</u>	<u>0</u>	<u>0</u>
Total Expenditures and Transfer Out	<u>340,000</u>	<u>0</u>	<u>0</u>
Ending Balance	\$ <u>102,635</u>	\$ <u>176,149</u>	\$ <u>212,949</u>

**SAN PATRICIO COUNTY, TEXAS  
ELECTION SERVICES  
BUDGET 2019**

	<u>2017 ACTUAL</u>	<u>2018 ESTIMATE</u>	<u>2019 BUDGET</u>
340-607 Election Services Fee	\$ 18,043	\$ 14,675	\$ 20,000
360-101 Investment Earnings	1,445	2,225	1,800
370-100 Sale of Fixed Assets	10,000	0	0
370-201 Rental Income	79,008	56,614	15,000
370-401 Refunds, Sundry	0	0	0
390-010 General Fund	<u>0</u>	<u>0</u>	<u>0</u>
<b>Total Revenue</b>	<b>\$ <u>108,496</u></b>	<b>\$ <u>73,514</u></b>	<b>\$ <u>36,800</u></b>
<b>520 Election Services</b>			
312 Conference and Assoc Dues	\$ 0	\$ 0	\$ 0
341 Other Professional Services	0	0	0
434 Equipment Repairs/Maint	0	0	0
442 Vehicle/Equipment Rental	0	0	0
520 Insurance/Bond Premiums	0	0	0
530 Telephone	0	0	0
538 Postage	0	0	0
540 Public Notices	0	0	0
580 Travel	0	0	0
598 Misc Services & Charges	<u>0</u>	<u>0</u>	<u>0</u>
<i>Other Services and Charges</i>	<u>0</u>	<u>0</u>	<u>0</u>
610 General Supplies	0	0	0
641 Books, Subscriptions	0	0	0
650 NCO Furniture/Equipment	0	0	0
698 Other Supplies	<u>0</u>	<u>0</u>	<u>0</u>
<i>Supplies</i>	<u>0</u>	<u>0</u>	<u>0</u>
740 Machinery and Equipment	<u>340,000</u>	<u>0</u>	<u>0</u>
<i>Capital Outlay</i>	<u>340,000</u>	<u>0</u>	<u>0</u>
<b>Election Services</b>	<b><u>340,000</u></b>	<b><u>0</u></b>	<b><u>0</u></b>
<b>ELECTION SERVICES</b>	<b>\$ <u>340,000</u></b>	<b>\$ <u>0</u></b>	<b>\$ <u>0</u></b>

**SAN PATRICIO COUNTY, TEXAS  
COUNTY ATTORNEY PRETRIAL DIVERSION  
BUDGET 2019**

	2017 <u>ACTUAL</u>	2018 <u>ESTIMATE</u>	2019 <u>BUDGET</u>
Beginning Balance	\$ 259,716	\$ 243,721	\$ 139,442
Revenues	101,340	104,115	102,700
Transfers In	<u>0</u>	<u>56</u>	<u>0</u>
Total Revenues and Transfers In	<u>101,340</u>	<u>104,171</u>	<u>102,700</u>
Available Resources	<u>361,056</u>	<u>347,892</u>	<u>242,142</u>
Expenditures	117,335	208,450	233,208
Transfers Out	<u>0</u>	<u>0</u>	<u>0</u>
Total Expenditures and Transfer Out	<u>117,335</u>	<u>208,450</u>	<u>233,208</u>
Ending Balance	\$ <u>243,721</u>	\$ <u>139,442</u>	\$ <u>8,934</u>



**SAN PATRICIO COUNTY, TEXAS  
COUNTY ATTORNEY PRETRIAL DIVERSION  
BUDGET 2019**

	2017 <u>ACTUAL</u>	2018 <u>ESTIMATE</u>	2019 <u>BUDGET</u>
330-201 Asst Prosecutor Longevity	\$ 0	\$ 0	\$ 0
340-153 Co Atty Pretrial Intervention	98,464	99,921	99,200
360-101 Interest Earnings	<u>2,876</u>	<u>4,194</u>	<u>3,500</u>
370-401 Refunds, Sundry	<u>56</u>	<u>56</u>	<u>56</u>
<b>Total Revenue and Transfers In</b>	<b>\$ <u>101,340</u></b>	<b>\$ <u>104,171</u></b>	<b>\$ <u>102,700</u></b>
<b>County Attorney</b>			
110 Regular Employees	\$ 85,426	\$ 107,589	\$ 121,520
185 Phone Allowance	600	600	600
190 Longevity Pay	1,420	3,056	6,960
210 Group Insurance	9,046	10,748	9,552
220 Social Security Taxes	6,671	8,302	9,875
230 Retirement Contributions	9,199	11,822	14,379
250 Unemployment Insurance	29	198	517
260 Workers' Compensation Ins	0	31	51
<i>Personal Services</i>	<u>112,391</u>	<u>142,346</u>	<u>163,454</u>
312 Conference and Assoc Dues	450	500	1,000
341 Other Professional Services	0	0	0
520 Insurance/Bond Premiums	102	154	100
538 Postage	0	0	100
580 Travel	933	250	500
598 Misc Services & Charges	<u>105</u>	<u>65,000</u>	<u>67,654</u>
<i>Other Services and Charges</i>	<u>1,590</u>	<u>65,904</u>	<u>69,354</u>
610 General Supplies	0	150	300
641 Books, Subscriptions	0	50	100
650 NCO Furniture/Equipment	0	0	0
<i>Supplies</i>	<u>0</u>	<u>200</u>	<u>400</u>
740 Machinery and Equipment	<u>3,354</u>	<u>0</u>	<u>0</u>
<i>Capital Outlay</i>	<u>3,354</u>	<u>0</u>	<u>0</u>
<b>County Attorney</b>	<b>\$ <u>117,335</u></b>	<b>\$ <u>208,450</u></b>	<b>\$ <u>233,208</u></b>

## **CAPITAL PROJECTS FUNDS**

---

**Capital Projects Funds are used to account for the acquisition and construction of major capital facilities other than those financed by Enterprise Funds.**

---

**SAN PATRICIO COUNTY, TEXAS  
RIGHT-OF-WAY  
BUDGET 2019**

	2017 <u>ACTUAL</u>	2018 <u>ESTIMATE</u>	2019 <u>BUDGET</u>
Beginning Balance	\$ 590,470	\$ 736,141	\$ 911,240
Revenues	7,555	14,255	10,738
Transfers In	<u>200,000</u>	<u>200,000</u>	<u>200,000</u>
Total Revenues and Transfers In	<u>207,555</u>	<u>214,255</u>	<u>210,738</u>
Available Resources	<u>798,025</u>	<u>950,396</u>	<u>1,121,978</u>
Expenditures	61,884	39,156	616,376
Transfers Out	<u>0</u>	<u>0</u>	<u>0</u>
Total Expenditures and Transfer Out	<u>61,884</u>	<u>39,156</u>	<u>616,376</u>
Ending Balance	\$ <u><u>736,141</u></u>	\$ <u><u>911,240</u></u>	\$ <u><u>505,602</u></u>

**SAN PATRICIO COUNTY, TEXAS  
RIGHT-OF-WAY  
BUDGET 2019**

		2017 <u>ACTUAL</u>	2018 <u>ESTIMATE</u>	2019 <u>BUDGET</u>
330-351	Row Reimb.	\$ 0	\$ 300	\$ 0
360-101	Interest Earnings	7,555	13,921	10,738
370-401	Refunds, Sundry	0	34	0
390-010	General Fund	<u>200,000</u>	<u>200,000</u>	<u>200,000</u>
<b>Total Revenue and Transfers In</b>		<b>\$ <u>207,555</u></b>	<b>\$ <u>214,255</u></b>	<b>\$ <u>210,738</u></b>
<b>730</b>	<b>Right-Of-Way</b>			
110	Regular Employees	\$ 43,995	\$ 13,912	\$ 0
190	Longevity Pay	720	240	0
195	Overtime	613	106	0
210	Group Insurance	7,105	2,310	0
220	Social Security Taxes	3,168	999	0
230	Retirement Contributions	4,769	1,547	0
250	Unemployment Insurance	23	32	0
260	Workers' Compensation Ins	134	112	0
	<i>Personal Services</i>	<u>60,527</u>	<u>19,258</u>	<u>0</u>
312	Conference and Assoc Dues	0	0	200
326	Appraisal Services	0	5,000	50,000
336	Engineering/Architectural	0	0	3,000
434	Equipment Repairs/Maint	0	0	2,000
455	Utility Adjustments	0	4,500	450,000
520	Insurance/Bond Premiums	334	398	5,000
530	Telephone	0	0	2,000
538	Postage	0	0	1,000
580	Travel	0	0	700
598	Misc Services & Charges	0	0	1,476
	<i>Other Services and Charges</i>	<u>334</u>	<u>9,898</u>	<u>515,376</u>
610	General Supplies	1,023	0	1,000
650	NCO Furniture/Equipment	0	0	0
	<i>Supplies</i>	<u>1,023</u>	<u>0</u>	<u>1,000</u>
710	Land	0	10,000	100,000
740	Machinery and Equipment	0	0	0
	<i>Capital Outlay</i>	<u>0</u>	<u>10,000</u>	<u>100,000</u>
<b>900</b>	<b>Operating Transfers Out</b>			
970	Capital Improvements	0	0	0
	<i>Operating Transfers Out</i>	<u>0</u>	<u>0</u>	<u>0</u>
<b>Right-Of-Way</b>		<b>\$ <u>61,884</u></b>	<b>\$ <u>39,156</u></b>	<b>\$ <u>616,376</u></b>

## **DEBT SERVICE FUNDS**

---

**Debt Service Funds have been established to receive funds from a tax levy and other sources for the accumulation of funds to meet the annual principal and interest requirements on the outstanding general obligation debt of the County.**

---

**SAN PATRICIO COUNTY, TEXAS**

**STATEMENT OF INDEBTEDNESS**

**DECEMBER 31, 2018**

<u>PERMANENT IMPROVEMENTS DEBT</u>	<u>RATES</u>	<u>DUE DATES</u>	<u>DATE OF ISSUE</u>	<u>FINAL MATURITY DATE</u>
GENERAL OBLIGATION REFUNDING BONDS, 2015	2.00% - 5.00%	(4-1;10-1)	8-15-2015	4-1-2036
TAX AND REVENUE CERTIFICATES OF OBLIGATION, 2016	3.00% - 4.00%	(4-1;10-1)	2-1-2016	4-1-2036
STATE INFRASTRUCTURE BANK LOAN	2.57%	(4-1;10-1)	4-13-2016	4-1-2041
QUALIFIED ENERGY CONSERVATION BONDS, 2016	3.87%	(2-1;8-1)	8-2-2016	2-1-2037
TAX AND REVENUE CERTIFICATES OF OBLIGATION, 2017	3.00% - 4.00%	(4-1;10-1)	4-27-2017	4-1-2037
TOTAL PERMANENT IMPROVEMENTS DEBT (COUNTY)				
GRAND TOTALS - DEBT				

AMOUNT ISSUED	AMOUNT PAID/DEFEASED	OUTSTANDING		
		PRINCIPAL	INTEREST	TOTAL
\$ 15,415,000	\$ 1,325,000	\$ 14,090,000	\$ 6,531,575	\$ 20,621,575
8,975,000	495,000	8,480,000	3,252,825	11,732,825
12,403,039	0	12,403,039	4,024,104	16,427,143
3,185,555	107,242	3,078,313	1,365,410	4,443,723
<u>9,125,000</u>	<u>180,000</u>	<u>8,945,000</u>	<u>3,762,125</u>	<u>12,707,125</u>
<u>49,103,594</u>	<u>2,107,242</u>	<u>46,996,352</u>	<u>18,936,039</u>	<u>65,932,391</u>
<u>\$ 49,103,594</u>	<u>\$ 2,107,242</u>	<u>\$ 46,996,352</u>	<u>\$ 18,936,039</u>	<u>\$ 65,932,391</u>

**SAN PATRICIO COUNTY, TEXAS**

**DEBT SERVICE**

**BUDGET REQUIREMENTS FOR 2019**

<u>PERMANENT IMPROVEMENTS DEBT (COUNTY)</u>	<u>PRINCIPAL</u>	<u>INTEREST</u>	<u>OTHER EXPENSES</u>	<u>TOTALS</u>
GENERAL OBLIGATION REFUNDING BONDS, 2015	535,000	610,625	1,000	1,146,625
TAX AND REVENUE CERTIFICATES OF OBLIGATION, 2016	350,000	302,900	1,000	653,900
TAX AND REVENUE CERTIFICATES OF OBLIGATION, 2017	335,000	335,025	1,000	671,025
QUALIFIED ENERGY CONSERVATION BONDS, 2016	91,270	116,577	0	207,847
STATE INFRASTRUCTURE BANK LOAN	<u>400,613</u>	<u>313,610</u>	<u>0</u>	<u>714,223</u>
<u>TOTAL PERMANENT IMPROVEMENTS DEBT (COUNTY)</u>	<u>1,711,883</u>	<u>1,678,737</u>	<u>3,000</u>	<u>3,393,620</u>
GRAND TOTAL - ALL DEBT	<u>\$ 1,711,883</u>	<u>\$ 1,678,737</u>	<u>\$ 3,000</u>	<u>\$ 3,393,620</u>



**SAN PATRICIO COUNTY, TEXAS  
PERMANENT IMPROVEMENT I & S  
BUDGET 2019**

	<u>2017 ACTUAL</u>	<u>2018 ESTIMATE</u>	<u>2019 BUDGET</u>
Beginning Balance	\$ <u>105,674</u>	\$ <u>209,480</u>	\$ <u>248,285</u>
Revenues	2,065,110	2,737,823	3,325,805
Transfers In	<u>0</u>	<u>0</u>	<u>0</u>
Total Revenues and Transfers In	<u>2,065,110</u>	<u>2,737,823</u>	<u>3,325,805</u>
Available Resources	<u>2,170,784</u>	<u>2,947,303</u>	<u>3,574,090</u>
Expenditures	1,961,304	2,699,018	3,393,620
Transfers Out	<u>0</u>	<u>0</u>	<u>0</u>
Total Expenditures and Transfer Out	<u>1,961,304</u>	<u>2,699,018</u>	<u>3,393,620</u>
Ending Balance	\$ <u><u>209,480</u></u>	\$ <u><u>248,285</u></u>	\$ <u><u>180,470</u></u>

**SAN PATRICIO COUNTY, TEXAS  
PERMANENT IMPROVEMENT I & S  
BUDGET 2019**

	<u>2017</u> <u>ACTUAL</u>	<u>2018</u> <u>ESTIMATE</u>	<u>2019</u> <u>BUDGET</u>
310-110 Ad Valorem - Current	\$ 1,935,877	\$ 2,624,338	\$ 3,260,805
310-120 Ad Valorem - Delinquent	41,415	57,198	50,000
General Property Taxes	<u>1,977,292</u>	<u>2,681,536</u>	<u>3,310,805</u>
360-101 Interest Earnings	5,215	15,305	15,000
370-401 Refunds, Sundry	82,603	40,982	0
Other Revenue	<u>87,818</u>	<u>56,287</u>	<u>15,000</u>
<b>Total Revenues</b>	<u>\$ 2,065,110</u>	<u>\$ 2,737,823</u>	<u>\$ 3,325,805</u>
800 <b>Debt Service</b>			
801 Principal	\$ 703,530	\$ 1,147,629	\$ 1,711,883
802 Interest	1,256,974	1,550,589	1,678,737
803 Other Expenses	800	800	3,000
<b>Debt Service</b>	<u>1,961,304</u>	<u>2,699,018</u>	<u>3,393,620</u>
<b>PERMANENT IMPROVEMENT I &amp; S</b>	<u>\$ 1,961,304</u>	<u>\$ 2,699,018</u>	<u>\$ 3,393,620</u>